




**THE DATASHEET OF
1N4757ATA**



1N4728A THRU 1N4764A Zener Diode
Zener Voltage:3.3-100V Peak Pulse Power:1000mW



Features

- Low zener impedance
- Low reverse leakage
- Power dissipation of 1000mW
- High stability and high reliability
- This is a Pb – Free Device
- All SMC parts are traceable to the wafer lot
- Additional testing can be offered upon request

Circuit Diagram



Mechanical Data

- Case: DO-41 Glass Case
- Polarity: Color band denotes cathode end
- Mounting Position: Any

Maximum Ratings@T_A=25°C unless otherwise specified

Parameter	Symbol	Value	Units
Power Dissipation (Note 1)	P _D	1000	mW
Forward Voltage @ I _F = 200mA	V _F	1.2	V
Typical Thermal resistance junction to Ambient Air (Note 1)	R _{θJA}	170	°C/W
Operating Junction and Storage Temperature Range	T _J , T _{STG}	-65 to 200	°C

Notes: 1. Valid provided that leads are kept at ambient temperature at a distance of 8mm from case

Ordering Information

Device	Package	Shipping
1N4728A-1N4764A	DO-41 (Pb-Free)	5000pcs / tape

For information on tape and reel specifications, including part orientation and tape sizes, please refer to our tape and reel packaging specification.

Marking Diagram



1N4728A = Part Name

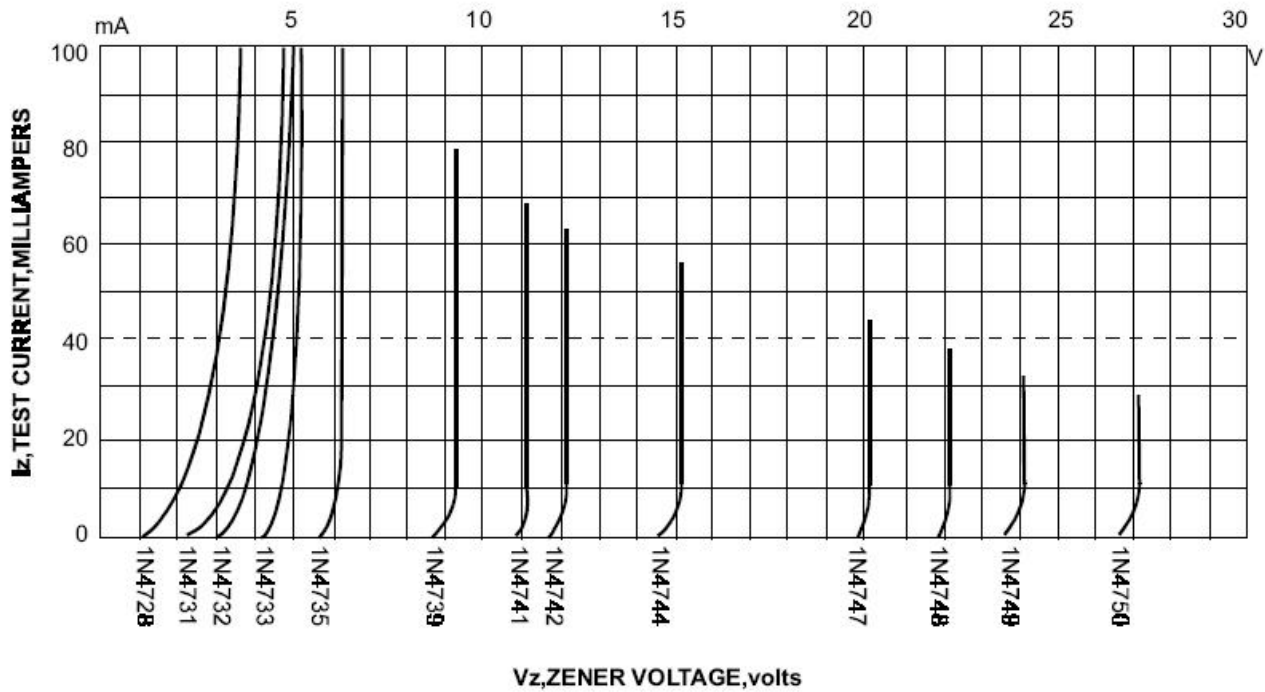
Electrical Characteristics @ $T_A=25^\circ\text{C}$ unless otherwise specified

Device Type	Nominal Zener Voltage $V_Z@I_{ZT}$	Test Current I_{ZT}	Maximum Zener Impedance		Maximum Reverse Leakage Current		I_{ZK}	Max. Surge Current $I_{R@25^\circ\text{C}}$	Maximum Regulator Current I_{ZM}
			$Z_{ZT@I_{ZT}}$	$Z_{ZT@I_{ZK}}$	I_R	@ V_R			
			Volts	Ohms	Ohms	μA			
1N4728A	3.3	76	10	400	100	1.0	1.0	1380	276
1N4729A	3.6	69	10	400	100	1.0	1.0	1260	252
1N4730A	3.9	64	9.0	400	50	1.0	1.0	1170	234
1N4731A	4.3	58	9.0	400	10	1.0	1.0	1085	217
1N4732A	4.7	53	8.0	500	10	1.0	1.0	965	193
1N4733A	5.1	49	7.0	550	10	1.0	1.0	890	178
1N4734A	5.6	45	5.0	600	10	2.0	1.0	810	162
1N4735A	6.2	41	2.0	700	10	3.0	1.0	730	146
1N4736A	6.8	37	3.5	700	10	4.0	1.0	660	133
1N4737A	7.5	34	4.0	700	10	5.0	0.5	605	121
1N4738A	8.2	31	4.5	700	10	6.0	0.5	550	110
1N4739A	9.1	28	5.0	700	10	7.0	0.5	500	100
1N4740A	10	25	7.0	700	10	7.6	0.25	454	91
1N4741A	11	23	8.0	700	5.0	8.4	0.25	414	83
1N4742A	12	21	9.0	700	5.0	9.1	0.25	380	76
1N4743A	13	19	10	700	5.0	9.9	0.25	344	69
1N4744A	15	17	14	700	5.0	11.4	0.25	304	61
1N4745A	16	15.5	16	700	5.0	12.2	0.25	285	57
1N4746A	18	14	20	750	5.0	13.7	0.25	250	50
1N4747A	20	12.5	22	750	5.0	15.2	0.25	225	45
1N4748A	22	11.5	23	750	5.0	16.7	0.25	205	41
1N4749A	24	10.5	25	750	5.0	18.2	0.25	190	38
1N4750A	27	9.5	35	750	5.0	20.6	0.25	170	34
1N4751A	30	8.5	40	1000	5.0	22.8	0.25	150	30
1N4752A	33	7.5	45	1000	5.0	25.1	0.25	135	27
1N4753A	36	7.0	50	1000	5.0	27.4	0.25	125	25
1N4754A	39	6.5	60	1000	5.0	29.7	0.25	115	23
1N4755A	43	6.0	70	1500	5.0	32.7	0.25	110	22
1N4756A	47	5.5	80	1500	5.0	35.8	0.25	95	19
1N4757A	51	5.0	95	1500	5.0	38.8	0.25	90	18
1N4758A	56	4.5	110	2000	5.0	42.6	0.25	80	16
1N4759A	62	4.0	125	2000	5.0	47.1	0.25	70	14
1N4760A	68	3.7	150	2000	5.0	51.7	0.25	65	13
1N4761A	75	3.3	175	2000	5.0	56.0	0.25	60	12
1N4762A	82	3.0	200	3000	5.0	62.2	0.25	55	11
1N4763A	91	2.8	250	3000	5.0	69.2	0.25	50	10
1N4764A	100	2.5	350	3000	5.0	76.0	0.25	45	9

Note 1. Suffix "A" indicate $\pm 5\%$ tolerance

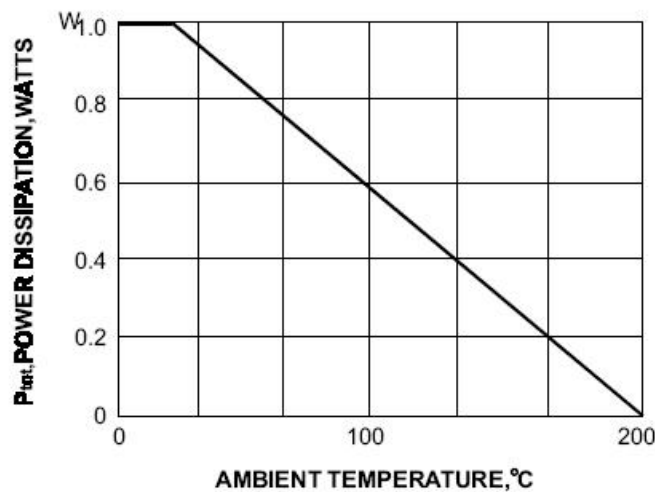
Ratings and Characteristics Curves

Breakdown characteristics

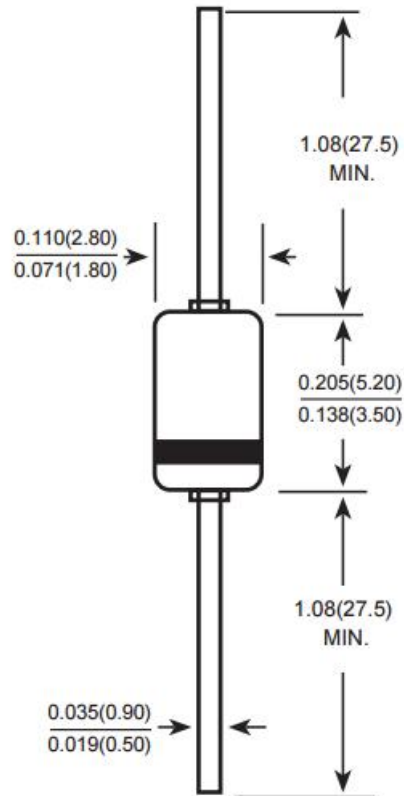


Admissible power dissipation versus ambient temperature

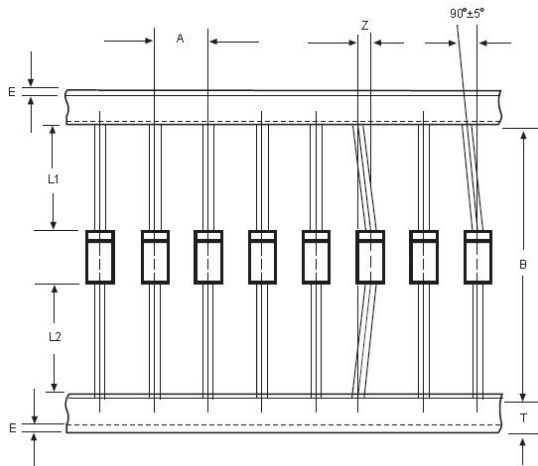
Valid provided that leads are kept at ambient temperature at a distance of 10mm from case



Mechanical Dimensions DO-41(Inches/Millimeters)



Carrier Tape Specification DO-41



SYMBOL	Millimeters	
	Min.	Max.
A	4.50	5.50
B	50.9	53.9
Z	-	1.20
T	5.60	6.40
E	-	0.80
IL1-L2I	-	1.0

DISCLAIMER:

1- The information given herein, including the specifications and dimensions, is subject to change without prior notice to improve product characteristics. Before ordering, purchasers are advised to contact the SMC - Sangdest Microelectronics (Nanjing) Co., Ltd sales department for the latest version of the datasheet(s).

2- In cases where extremely high reliability is required (such as use in nuclear power control, aerospace and aviation, traffic equipment, medical equipment, and safety equipment), safety should be ensured by using semiconductor devices that feature assured safety or by means of users' fail-safe precautions or other arrangement.

3- In no event shall SMC - Sangdest Microelectronics (Nanjing) Co., Ltd be liable for any damages that may result from an accident or any other cause during operation of the user's units according to the datasheet(s). SMC - Sangdest Microelectronics (Nanjing) Co., Ltd assumes no responsibility for any intellectual property claims or any other problems that may result from applications of information, products or circuits described in the datasheets.

4- In no event shall SMC - Sangdest Microelectronics (Nanjing) Co., Ltd be liable for any failure in a semiconductor device or any secondary damage resulting from use at a value exceeding the absolute maximum rating.



5- No license is granted by the datasheet(s) under any patents or other rights of any third party or SMC - Sangdest Microelectronics (Nanjing) Co., Ltd.

6- The datasheet(s) may not be reproduced or duplicated, in any form, in whole or part, without the expressed written permission of SMC - Sangdest Microelectronics (Nanjing) Co., Ltd.

7- The products (technologies) described in the datasheet(s) are not to be provided to any party whose purpose in their application will hinder maintenance of international peace and safety nor are they to be applied to that purpose by their direct purchasers or any third party. When exporting these products (technologies), the necessary procedures are to be taken in accordance with related laws and regulations..

Looking for pricing, stock, or lifecycle information?

Click below to explore more details on WIN SOURCE:

-  [View 1N4757ATA on WIN SOURCE](#)
-  [SMC Diode Solutions](#) Information

Optimize Your Supply Chain with WIN SOURCE Solutions

-  Global Sourcing Solution
-  Obsolete Management
-  Cost Control Management
-  Shortage Management
-  Alternative Solution
-  Excess Inventory Management