



THE DATASHEET OF
175101-R2-07.00



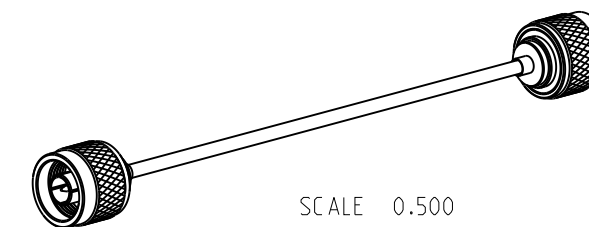
NOTES:

1. MATERIALS AND FINISHES:
 N STR SOLDER PLUG - BRASS, WHITE BRONZE PLATING
 CABLE - 0.141 SEMI-RIGID HAND CONFORMABLE
2. ELECTRICAL:
 A. IMPEDANCE: 50 OHM
3. PACKAGING:
 A. QUANTITY: SINGLE PACK
 B. MARKING: BAG TO BE MARKED
 "AMPHENOL RF, 175101-R2-XX.XX AND DATE CODE"

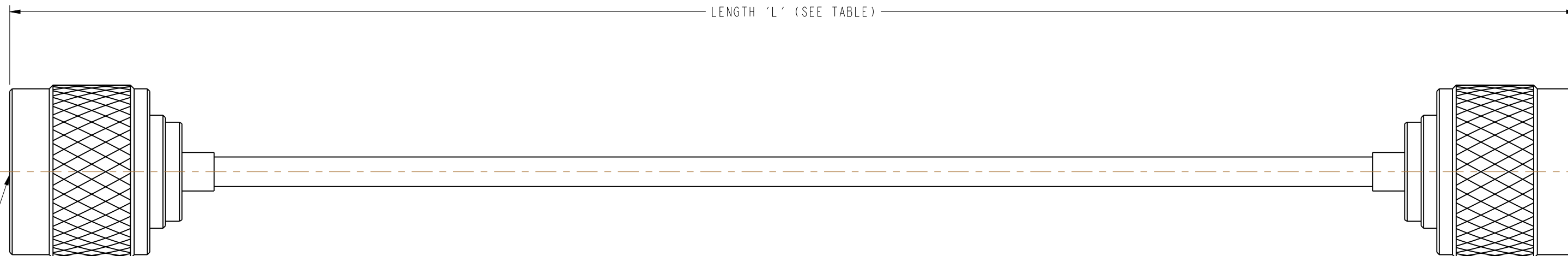
THIRD ANGLE PROJ.

REVISIONS

REV	DESCRIPTION	DATE	ECO	APPR
--	RELEASE TO MFG.	--	--	--
B	FORMAT UPDATED, 18.00" & METRIC LENGTHS ADDED	29-Sep-16	1984	MR



LENGTH 'L' (SEE TABLE)



INTERFACE PER MIL-STD-348 SERIES:N PLUG TYP(2)

LENGTH TABLE		
PART NUMBER (IMPERIAL)	PART NUMBER (METRIC)	LENGTH 'L' IN INCHES [METERS]
175101-R2-06.00	-	6.00 [0.152]
-	175101-R2-M0.25	9.84 [0.250]
175101-R2-12.00	-	12.00 [0.305]
175101-R2-18.00	-	18.00 [0.457]
-	175101-R2-M0.50	19.69 [0.500]
175101-R2-24.00	-	24.00 [0.610]
-	175101-R2-M0.75	29.53 [0.750]
175101-R2-36.00	-	36.00 [0.914]
-	175101-R2-M1.00	39.37 [1.000]
175101-R2-48.00	-	48.00 [1.219]
-	175101-R2-M2.00	78.74 [2.000]
-	175101-R2-M4.00	157.48 [4.000]

TOLERANCE TABLE	
LENGTH IN INCHES/FT [METERS]	TOLERANCE
0" - 23.90" [0 - 0.607]	±0.25" [0.006]
24.00" - 59.00" [0.610 - 1.499]	±0.50" [0.013]
5.0' - 24.9' [1.524 - 7.617]	±2.5%
25.0' & UP [7.620 & UP]	±5.0%

DESIGN REQUIREMENTS:



- FREQUENCY : ____ TO ____ GHz CONTINUITY
- VSWR ____ : 1 MAX HI-POT: 500 VRMS
- INS. LOSS : ____ dB MAX OTHER

CUSTOMER OUTLINE DRAWING
 ALL OTHER SHEETS ARE FOR INTERNAL USE ONLY

UNLESS OTHERWISE SPECIFIED, DIMENSIONS ARE IN INCHES AND TOLERANCES ARE: 2 PLACE DECIMAL 3 PLACE DECIMAL ANGLES ±.015 (0,381 mm) ±.005 (0,127 mm) ± 1°	MATERIAL	DRAWN	DATE	TITLE	Amphenol RF www.amphenolrf.com
	SEE NOTES	MADHAN G	04-Jul-16	N STR SOLDER PLUG TO N STR SOLDER PLUG, USING 0.141 SEMI-RIGID HAND CONFORMABLE CABLE VARIOUS LENGTH	
NOTICE - These drawings, specifications, or other data (1) are, and remain the property of Amphenol corp. (2) must be returned upon request; and (3) are confidential and not to be disclosed to any person other than those to whom they are given by Amphenol Corp. the furnishing of these drawings, specifications, or other data by Amphenol Corp., or to any other person to anyone for any purpose is not to be regarded by implication or otherwise in any manner licensing, granting rights to permitting such holder or any other person to manufacture, use or sell any product, process or design, patented or otherwise, that may in any way be related to or disclosed by said drawings, specifications, or other data.	REFERENCE	ENGINEER	DATE	SCALE: 2.0:1.0	DRAWING NO. 175101-R2-XX-XX ITEM NO. 175101-R2-XX-XX PART NO. 175101-R2-XX-XX
	EAR # 7307	GOPI M	25-Jan-12	SHEET 2 OF 2	
	CONFIGURATION LEVEL: In Work	APPROVED	DATE	DWG SIZE	
FINISH		K. CAPOZZI	29-Sep-16	B	B

Looking for pricing, stock, or lifecycle information?

Click below to explore more details on WIN SOURCE:

-  [View 175101-R2-07.00 on WIN SOURCE](#)
-  [Amphenol-RF Division Information](#)

Optimize Your Supply Chain with WIN SOURCE Solutions

-  Global Sourcing Solution
-  Obsolete Management
-  Cost Control Management
-  Shortage Management
-  Alternative Solution
-  Excess Inventory Management