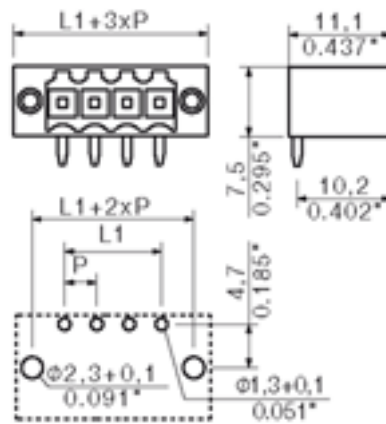





**THE DATASHEET OF  
1607120000**





#### General ordering data

Order No.	1607120000
Part designation	SL 3.5/10/90F3.2SN OR
Version	PCB plug-in connector, Male connectors, Soldered connection, Pitch: 3.50 mm, No. of poles: 10, 90°, Box
EAN	4008190079710
Qty.	50 pc(s).

#### System parameters

Fitted to PCB	Soldered connection
Outgoing elbow	90°
Pitch	3.5 mm
Pitch in inch	0.138 inch
No. of poles	10
Solder pin length	3.2 mm
Can be coded	Yes
No. of rows	1
No. of solder pins per pole	1
Dia. of fitting hole	1.3 mm
Fitting hole tolerance	+ 0.1 mm
L1 in mm	31.5 mm
L1 in inch	1.24 inch
Insulation resistance	1 MΩ
Electric shock protection to DIN VDE 0470	IP 10
Electric shock protection to DIN VDE 0470	Safe from back-of-hand touch

#### Material data

Insulating material	PBT
Colour	orange
colour chart	Similar to RAL 2000
Insulating material group	IIIa
Flammability class UL 94	V-0
CTI	$\geq 200$
Contact base material	CuSn

#### Material data

Contact surface	tinned
Constant operating temp., min.	-25 °C
Constant operating temp., max.	100
Storage temperature, min.	-25 °C
Storage temperature, max.	55 °C
Max. relative humidity during storage	80 %

#### DIN IEC rating data

Rated current, min. No. pins (Tu=20°C)	17 A
Rated current, max. No. pins (Tu=20°C)	12 A
Rated current, min. No. pins (Tu=40°C)	14.5 A
Rated current, max. No. pins (Tu=40°C)	10 A
Rated voltage for overvoltage class/pollution severity III/3	160 V
Rated impulse withstand voltage for overvoltage class/pollution severity III/3	2.5 kV
Rated voltage for overvoltage class/pollution severity III/2	160 V
Rated impulse withstand voltage for overvoltage class/pollution severity III/2	2.5 kV
Rated voltage for overvoltage class/pollution severity II/2	320 V
Rated impulse withstand voltage for overvoltage class/pollution severity II/2	2.5 kV
Short-time withstand current resistance	3 x 1s with 100 A

#### CSA rating data

Rated voltage (Use group D)	300 V
Rated current (Use group D)	10 A

#### UL 1059 rating data

Rated voltage (Use group D)	300 V
Rated current (Use group D)	10 A

#### Approvals

Approvals institutes



#### Downloads

CAD Library (P-CAD Format - Standard) SL.LIB

#### Classifications

ETIM 2.0	NK
ETIM 3.0	EC001284
eClass 4.1	27-26-07-01
eClass 5.0	27-26-07-01
eClass 5.1	27-26-07-04



#### Similar products

Order No.	Part designation	Version
1607040000	SL 3.5/2/90F3.2SN OR	PCB plug-in connector, Male connectors, Soldered connection, Pitch: 3.50 mm, No. of poles: 2, 90°, Box
1607050000	SL 3.5/3/90F3.2SN OR	PCB plug-in connector, Male connectors, Soldered connection, Pitch: 3.50 mm, No. of poles: 3, 90°, Box
1607060000	SL 3.5/4/90F3.2SN OR	PCB plug-in connector, Male connectors, Soldered connection, Pitch: 3.50 mm, No. of poles: 4, 90°, Box
1607070000	SL 3.5/5/90F3.2SN OR	PCB plug-in connector, Male connectors, Soldered connection, Pitch: 3.50 mm, No. of poles: 5, 90°, Box
1607080000	SL 3.5/6/90F3.2SN OR	PCB plug-in connector, Male connectors, Soldered connection, Pitch: 3.50 mm, No. of poles: 6, 90°, Box
1607090000	SL 3.5/7/90F3.2SN OR	PCB plug-in connector, Male connectors, Soldered connection, Pitch: 3.50 mm, No. of poles: 7, 90°, Box
1607100000	SL 3.5/8/90F3.2SN OR	PCB plug-in connector, Male connectors, Soldered connection, Pitch: 3.50 mm, No. of poles: 8, 90°, Box
1607110000	SL 3.5/9/90F3.2SN OR	PCB plug-in connector, Male connectors, Soldered connection, Pitch: 3.50 mm, No. of poles: 9, 90°, Box
1607130000	SL 3.5/11/90F3.2SN OR	PCB plug-in connector, Male connectors, Soldered connection, Pitch: 3.50 mm, No. of poles: 11, 90°, Box
1607140000	SL 3.5/12/90F3.2SN OR	PCB plug-in connector, Male connectors, Soldered connection, Pitch: 3.50 mm, No. of poles: 12, 90°, Box
1607150000	SL 3.5/13/90F3.2SN OR	PCB plug-in connector, Male connectors, Soldered connection, Pitch: 3.50 mm, No. of poles: 13, 90°, Box
1607160000	SL 3.5/14/90F3.2SN OR	PCB plug-in connector, Male connectors, Soldered connection, Pitch: 3.50 mm, No. of poles: 14, 90°, Box
1607170000	SL 3.5/15/90F3.2SN OR	PCB plug-in connector, Male connectors, Soldered connection, Pitch: 3.50 mm, No. of poles: 15, 90°, Box
1607180000	SL 3.5/16/90F3.2SN OR	PCB plug-in connector, Male connectors, Soldered connection, Pitch: 3.50 mm, No. of poles: 16, 90°, Box
1619770000	SL 3.5/17/90F3.2SN OR	PCB plug-in connector, Male connectors, Soldered connection, Pitch: 3.50 mm, No. of poles: 17, 90°, Box
1619780000	SL 3.5/18/90F3.2SN OR	PCB plug-in connector, Male connectors, Soldered connection, Pitch: 3.50 mm, No. of poles: 18, 90°, Box
1619790000	SL 3.5/19/90F3.2SN OR	PCB plug-in connector, Male connectors, Soldered connection, Pitch: 3.50 mm, No. of poles: 19, 90°, Box
1619800000	SL 3.5/20/90F3.2SN OR	PCB plug-in connector, Male connectors, Soldered connection, Pitch: 3.50 mm, No. of poles: 20, 90°, Box

1619810000	SL 3.5/21/90F3.2SN OR	PCB plug-in connector, Male connectors, Soldered connection, Pitch: 3.50 mm, No. of poles: 21, 90°, Box
1619820000	SL 3.5/22/90F3.2SN OR	PCB plug-in connector, Male connectors, Soldered connection, Pitch: 3.50 mm, No. of poles: 22, 90°, Box
1619830000	SL 3.5/23/90F3.2SN OR	PCB plug-in connector, Male connectors, Soldered connection, Pitch: 3.50 mm, No. of poles: 23, 90°, Box
1619840000	SL 3.5/24/90F3.2SN OR	PCB plug-in connector, Male connectors, Soldered connection, Pitch: 3.50 mm, No. of poles: 24, 90°, Box

## Looking for pricing, stock, or lifecycle information?

Click below to explore more details on WIN SOURCE:

-  [View 1607120000 on WIN SOURCE](#)
-  [Weidmuller Information](#)

## Optimize Your Supply Chain with WIN SOURCE Solutions

-  Global Sourcing Solution
-  Obsolete Management
-  Cost Control Management
-  Shortage Management
-  Alternative Solution
-  Excess Inventory Management