



**THE DATASHEET OF**  
**1240**





## Heyco® Original Strain Relief Bushings

Straight-Thru for Round Cables

.875" (22,2 mm) to 1.187" (30,1 mm) Mounting Holes

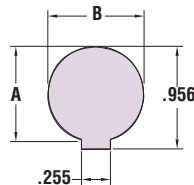
Fit 1/2" or 3/4" Electrical Knock-out Hole Sizes

- **Protects the lifeline of your electric/ electronic products** by absorbing the forces of pull, push, and twist that may be exerted on the flexible power cord.
- Securely anchors, insulates, and protects cables at panel entry points.
- Sizes SR 7-Series to SR 9-Series for mounting hole diameters from .875" (22,2 mm) to 1.187" (28,6 mm).
- Sizes for thin .062" (1,6 mm) panel available: SR 8N-2  
See chart for details.
- See page 4-38 for corresponding **Mounting Hole Plugs** which can be used to fill blank/unused Mounting Holes and thus allow for a single panel design for multiple applications.
- Consult Heyco for other wire types and sizes.
- See pages 4-27 & 4-28 for SR assembly tools.
- For Double D Mounting Hole Punches, see page 4-30.

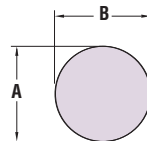
WILL FIT THESE CABLES				PANEL DIMENSIONS						PART NO.		DESCRIPTION	PART DIM.		Mounting Hole Plug PART NO.		
UL Type	AWG/ Conductors	Approximate Size		A Mounting Hole Dia.		B To Prevent Rotation		Finished Fit Panel Thickness*		Black	White		C BODY LENGTH				
		in.	mm.	in.	mm.	in.	mm.	in.	mm.			in.	mm.				
SJ, SJT & SJO	16/2	.325	8,3	.875	22,2	.770	19,6	.125	3,2	1240	1241	SR 7K-2	.750	19,1	2509		
	18/3	.330	8,4														
	14/2	.350	8,9														
	16/3	.355	9,0														
	18/4	.360	9,1														
Same as SR 7K-2 above except				See Schematic				.125	3,2	1271	1272	SR 7KR-2	.750	19,1	2509		
SJT	14/3	.370	9,4	.875	22,2	.770	19,6	.125	3,2	1247	1248	SR 7W-2	.750	19,1	2509		
	12/3	.425	10,8														
S, SO, & ST	18/2	.390	9,9														
	18/3	.405	10,3														
	16/2	.405	10,3														
16/3	.430	10,9	Same as SR 7W-2 above except				.200	5,1	1250	1251	SR 7L-2	.750	19,1	consult Heyco			
SJT	12/3	.425-.475	10,8-12,1	.875	22,2	.840	21,3	.125	3,2	1497	1498	SR 31-2	.812	20,6	2509		
S & ST	14/2	.530	13,5														
	14/3	.560	14,2														
12/2	.600	15,3	Same as SR 8N-2 above except				.125	3,2	1260	1261	SR 8P-2	.812	20,6	2509			
S	12/2	.600	15,2	1.093	27,7	1.000	25,4	.281	7,1	1287	1288	SR 9P-2	1.000	25,4	2717		
	12/3	.635	16,1														
	10/2	.640	16,3														
S, SO & ST	10/3	.690	17,5	1.187	30,2	Same as SR 8N-2 above except				.187	4,8	1274	1275	SR 8L-1	.812	20,6	consult Heyco
						SRDT	10/4										

Standard color black. Consult Heyco for other colors.

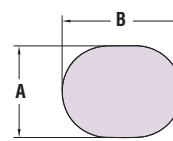
\*Maximum Panel Thickness. Part has additional clearance. Consult Heyco for your Custom Finished Fit Panel Thickness.



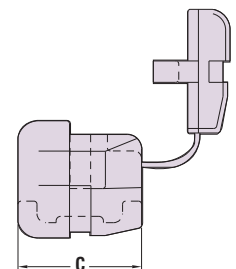
FOR SR-7KR-2 ONLY



STANDARD MOUNTING HOLES



ELONGATED MOUNTING HOLE



Quick Specs

Material	Nylon 6/6
Certifications	Recognized under the Component Program of Underwriters' Laboratories File E15331 Certified by the Canadian Standards Association File 8919
Flammability Rating	94V-2
Temperature Range	-.04°F (-18°C) to 221°F (105°C)

## Looking for pricing, stock, or lifecycle information?

Click below to explore more details on WIN SOURCE:

-  [View 1240 on WIN SOURCE](#)
-  [Heyco Products Corporation](#) Information

## Optimize Your Supply Chain with WIN SOURCE Solutions

-  Global Sourcing Solution
-  Obsolete Management
-  Cost Control Management
-  Shortage Management
-  Alternative Solution
-  Excess Inventory Management