




THE DATASHEET OF
12063G105ZAT2A



Y5V Dielectric

General Specifications



GENERAL DESCRIPTION

Y5V formulations are for general-purpose use in a limited temperature range. They have a wide temperature characteristic of +22% –82% capacitance change over the operating temperature range of –30°C to +85°C. These characteristics make Y5V ideal for decoupling applications within limited temperature range.



PART NUMBER (SEE PAGE 4 FOR COMPLETE PART NUMBER EXPLANATION)

0805
Size
(L" x W")

3
Voltage
6.3V = 6
10V = Z
16V = Y
25V = 3
50V = 5

G
Dielectric
Y5V = G

104
Capacitance Code (In pF)
2 Sig. Digits + Number of Zeros

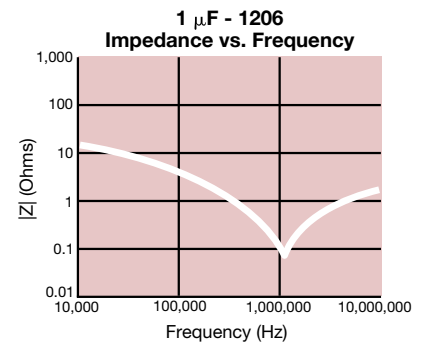
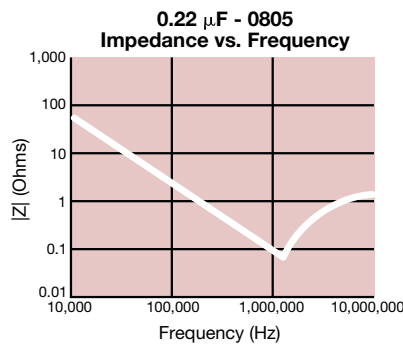
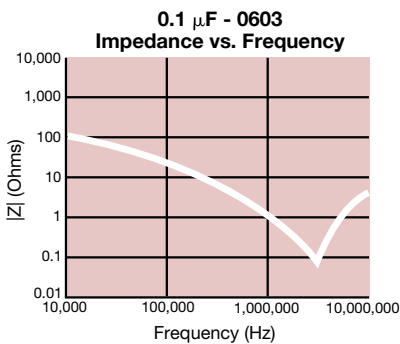
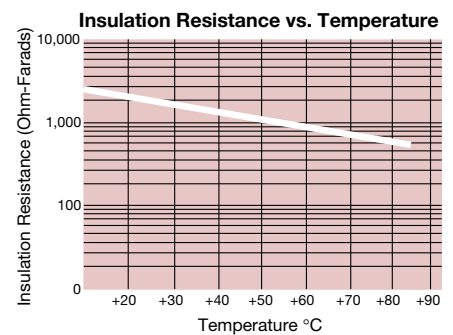
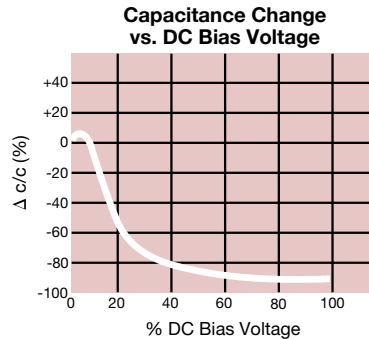
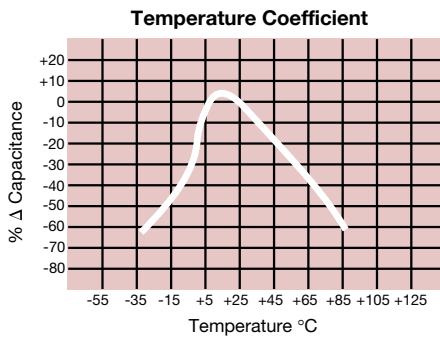
Z
Capacitance Tolerance
Z = +80 –20%

A
Failure Rate
A = Not Applicable

T
Terminations
T = Plated Ni and Sn

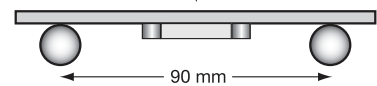
2
Packaging
2 = 7" Reel
4 = 13" Reel

A
Special Code
A = Std. Product



Y5V Dielectric

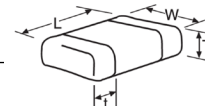
Specifications and Test Methods

Parameter/Test		Y5V Specification Limits	Measuring Conditions	
Operating Temperature Range		-30°C to +85°C	Temperature Cycle Chamber	
Capacitance		Within specified tolerance	Freq.: 1.0 kHz \pm 10% Voltage: 1.0Vrms \pm .2V For Cap > 10 μ F, 0.5Vrms @ 120Hz	
Dissipation Factor		\leq 5.0% for \geq 50V DC rating \leq 7.0% for 25V DC rating \leq 9.0% for 16V DC rating \leq 12.5% for \leq 10V DC rating		
Insulation Resistance		10,000M Ω or 500M Ω - μ F, whichever is less		
Dielectric Strength		No breakdown or visual defects	Charge device with 250% of rated voltage for 1-5 seconds, w/charge and discharge current limited to 50 mA (max)	
Resistance to Flexure Stresses	Appearance	No defects	Deflection: 2mm Test Time: 30 seconds 1mm/sec 	
	Capacitance Variation	\leq \pm 30%		
	Dissipation Factor	Meets Initial Values (As Above)		
	Insulation Resistance	\geq Initial Value x 0.1		
Solderability		\geq 95% of each terminal should be covered with fresh solder	Dip device in eutectic solder at 230 \pm 5°C for 5.0 \pm 0.5 seconds	
Resistance to Solder Heat	Appearance	No defects, <25% leaching of either end terminal	Dip device in eutectic solder at 260°C for 60 seconds. Store at room temperature for 24 \pm 2 hours before measuring electrical properties.	
	Capacitance Variation	\leq \pm 20%		
	Dissipation Factor	Meets Initial Values (As Above)		
	Insulation Resistance	Meets Initial Values (As Above)		
	Dielectric Strength	Meets Initial Values (As Above)		
Thermal Shock	Appearance	No visual defects	Step 1: -30°C \pm 2°	30 \pm 3 minutes
	Capacitance Variation	\leq \pm 20%	Step 2: Room Temp	\leq 3 minutes
	Dissipation Factor	Meets Initial Values (As Above)	Step 3: +85°C \pm 2°	30 \pm 3 minutes
	Insulation Resistance	Meets Initial Values (As Above)	Step 4: Room Temp	\leq 3 minutes
	Dielectric Strength	Meets Initial Values (As Above)	Repeat for 5 cycles and measure after 24 \pm 2 hours at room temperature	
Load Life	Appearance	No visual defects	Charge device with twice rated voltage in test chamber set at 85°C \pm 2°C for 1000 hours (+48, -0) Remove from test chamber and stabilize at room temperature for 24 \pm 2 hours before measuring.	
	Capacitance Variation	\leq \pm 30%		
	Dissipation Factor	\leq Initial Value x 1.5 (See Above)		
	Insulation Resistance	\geq Initial Value x 0.1 (See Above)		
	Dielectric Strength	Meets Initial Values (As Above)		
Load Humidity	Appearance	No visual defects	Store in a test chamber set at 85°C \pm 2°C/ 85% \pm 5% relative humidity for 1000 hours (+48, -0) with rated voltage applied. Remove from chamber and stabilize at room temperature and humidity for 24 \pm 2 hours before measuring.	
	Capacitance Variation	\leq \pm 30%		
	Dissipation Factor	\leq Initial Value x 1.5 (See above)		
	Insulation Resistance	\geq Initial Value x 0.1 (See Above)		
	Dielectric Strength	Meets Initial Values (As Above)		

Y5V Dielectric Capacitance Range

PREFERRED SIZES ARE SHADED

SIZE	0201				0402				0603				0805				1206				1210			
Soldering	Reflow Only				Reflow/Wave				Reflow/Wave				Reflow/Wave				Reflow/Wave				Reflow/Wave			
Packaging	All Paper				All Paper				All Paper				Paper/Embossed				Paper/Embossed				Paper/Embossed			
(L) Length	mm		0.60 ± 0.09		mm		1.00 ± 0.10		mm		1.60 ± 0.15		mm		2.01 ± 0.20		mm		3.20 ± 0.20		mm		3.20 ± 0.20	
	(in.)		(0.024 ± 0.004)		(in.)		(0.040 ± 0.004)		(in.)		(0.063 ± 0.006)		(in.)		(0.079 ± 0.008)		(in.)		(0.126 ± 0.008)		(in.)		(0.126 ± 0.008)	
(W) Width	mm		0.30 ± 0.09		mm		0.50 ± 0.10		mm		.81 ± 0.15		mm		1.25 ± 0.20		mm		1.60 ± 0.20		mm		2.50 ± 0.20	
	(in.)		(0.011 ± 0.004)		(in.)		(0.020 ± 0.004)		(in.)		(0.032 ± 0.006)		(in.)		(0.049 ± 0.008)		(in.)		(0.063 ± 0.008)		(in.)		(0.098 ± 0.008)	
(t) Terminal	mm		0.15 ± 0.05		mm		0.25 ± 0.15		mm		0.35 ± 0.15		mm		0.50 ± 0.25		mm		0.50 ± 0.25		mm		.50 ± 0.25	
	(in.)		(0.006 ± 0.002)		(in.)		(0.010 ± 0.006)		(in.)		(0.014 ± 0.006)		(in.)		(0.020 ± 0.010)		(in.)		(0.020 ± 0.010)		(in.)		(0.020 ± 0.010)	
WVDC	6.3	10	6	10	16	25	50	10	16	25	50	10	16	25	50	10	16	25	50	10	16	25	50	
Cap (pF)	820																							
	1000	A																						
	2200	A																						
Cap (µF)	4700	A	A																					
	0.010	A	A																					
	0.022	A																						
	0.047	A																						
	0.10				C	C						G	G											
	0.22											G												
	0.33											G												
	0.47						C					G	G											
	1.0				C	C						G	G	J										N
	2.2											J												
	4.7																							
	10.0																							
	22.0																							
	47.0																							
WVDC	6.3	10	6	10	16	25	50	10	16	25	50	10	16	25	50	10	16	25	50	10	16	25	50	
SIZE	0201				0402				0603				0805				1206				1210			



Letter	A	C	E	G	J	K	M	N	P	Q	X	Y	Z
Max.	0.33	0.56	0.71	0.90	0.94	1.02	1.27	1.40	1.52	1.78	2.29	2.54	2.79
Thickness	(0.013)	(0.022)	(0.028)	(0.035)	(0.037)	(0.040)	(0.050)	(0.055)	(0.060)	(0.070)	(0.090)	(0.100)	(0.110)
	PAPER					EMBOSSED							

Looking for pricing, stock, or lifecycle information?

Click below to explore more details on WIN SOURCE:

 [View 12063G105ZAT2A on WIN SOURCE](#)

 [AVX Corporation](#) Information

Optimize Your Supply Chain with WIN SOURCE Solutions

-  Global Sourcing Solution
-  Obsolete Management
-  Cost Control Management
-  Shortage Management
-  Alternative Solution
-  Excess Inventory Management