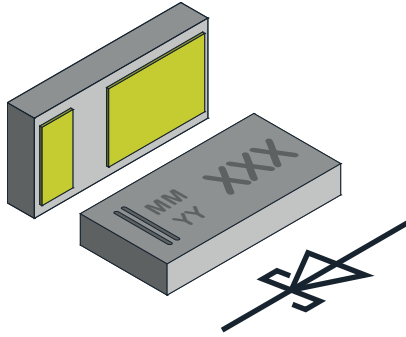




**THE DATASHEET OF
VSKY20301608-G4-08**



Schottky Rectifier Surface-Mount FlipKY[®] Gen 2



FEATURES

- Schottky diode for high-speed switching
- Very low dimensions - 1.6 mm x 0.8 mm x 0.31 mm
- 2.0 A forward current
- Low forward voltage drop (typ. 500 mV at 2.0 A)
- Low reverse current (< 20 μ A at 10 V)
- Material categorization:
for definitions of compliance please see www.vishay.com/doc?99912



RoHS
COMPLIANT
HALOGEN
FREE
GREEN
(5-2008)

DESIGN SUPPORT TOOLS AVAILABLE



PARTS TABLE							
PART	ORDERING CODE	CIRCUIT CONFIGURATION	PACKAGE NAME	TYPE CODE	WEIGHT	TAPED UNITS PER REEL (8 mm TAPE ON 7" REEL)	MINIMUM ORDER QUANTITY
VSKY20301608	VSKY20301608-G4-08	Single	CLP1608-2L	103	0.840 mg	5000	5000

ABSOLUTE MAXIMUM RATINGS ($T_{amb} = 25\text{ }^{\circ}\text{C}$, unless otherwise specified)					
PARAMETER	TEST CONDITION	SYMBOL	VALUE	UNIT	
Maximum repetitive peak reverse voltage		V_{RRM}	30	V	
Maximum average forward rectified current	$V_F = 0.5\text{ V}$, $R_{th} = 100\text{ K/W}$	$I_{F(AV)}$	2	A	
Peak forward surge current	8.3 ms single half sine-wave	I_{FSM}	28	A	
Power dissipation	On FR-4 board 50 mm x 50 mm 35 μ m Cu single sided	P_{tot}	1000	mW	

THERMAL CHARACTERISTICS ($T_{amb} = 25\text{ }^{\circ}\text{C}$, unless otherwise specified)					
PARAMETER	TEST CONDITION	SYMBOL	VALUE	UNIT	
Thermal resistance junction to ambient air	On FR-4 board 50 mm x 50 mm 35 μ m Cu single sided	R_{thJA}	100	K/W	
Maximum operating junction temperature		T_j	125	$^{\circ}\text{C}$	
Storage temperature range		T_{stg}	-65 to +150	$^{\circ}\text{C}$	

ELECTRICAL CHARACTERISTICS ($T_{amb} = 25\text{ }^{\circ}\text{C}$, unless otherwise specified)						
PARAMETER	TEST CONDITION	SYMBOL	TYP.	MAX.	UNIT	
Leakage current	$V_R = 10\text{ V}$	I_R		20	μ A	
	$V_R = 30\text{ V}$	I_R		150	μ A	
Forward voltage	$I_F = 100\text{ mA}$	V_F	0.290	0.320	V	
	$I_F = 1\text{ A}$	V_F	0.400	0.430	V	
	$I_F = 2\text{ A}$	V_F	0.500	0.530	V	
Diode capacitance	$V_R = 0\text{ V}$, $f = 1\text{ MHz}$	C_D	375		pF	



RATINGS AND CHARACTERISTICS CURVES ($T_A = 25\text{ }^\circ\text{C}$ unless otherwise noted)

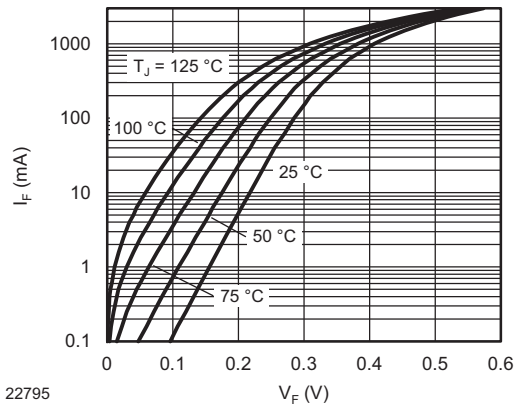


Fig. 1 - Typical Forward Current vs. Forward Voltage at Various Temperatures

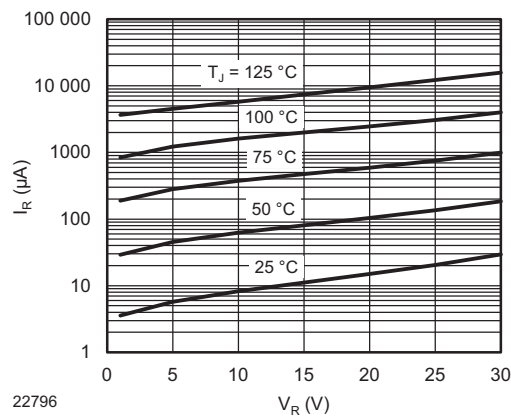


Fig. 2 - Typical Reverse Current vs. Reverse Voltage at Various Temperatures

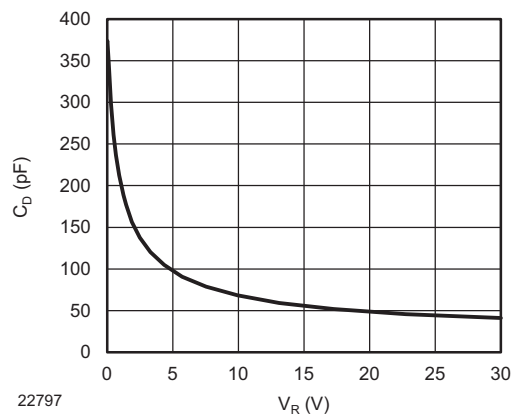
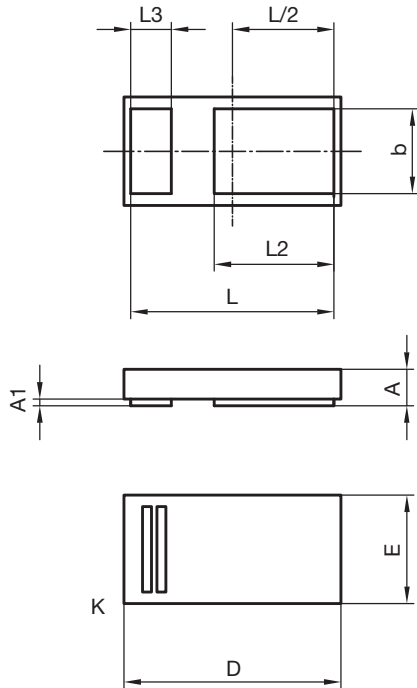


Fig. 3 - Typical Capacitance vs. Reverse Voltage

PACKAGE DIMENSIONS in millimeters: **CLP1608-2L**


		A	A1	b	D	E	L	L2	L3
mm	min.	0.25		0.58	1.6 nom.	0.8 nom.	1.42	0.85	0.25
	max.	0.31	0.02	0.65			1.52	0.93	0.33

Document no.: S8-V-3906.04-033 (4)

Created - Date: 10. Feb. 2014

Rev.1 - Date: 27. March 2015

22739

Footprint and soldering recommendation:

 please see Application Note: www.vishay.com/doc?85917



Disclaimer

ALL PRODUCT, PRODUCT SPECIFICATIONS AND DATA ARE SUBJECT TO CHANGE WITHOUT NOTICE TO IMPROVE RELIABILITY, FUNCTION OR DESIGN OR OTHERWISE.

Vishay Intertechnology, Inc., its affiliates, agents, and employees, and all persons acting on its or their behalf (collectively, "Vishay"), disclaim any and all liability for any errors, inaccuracies or incompleteness contained in any datasheet or in any other disclosure relating to any product.

Vishay makes no warranty, representation or guarantee regarding the suitability of the products for any particular purpose or the continuing production of any product. To the maximum extent permitted by applicable law, Vishay disclaims (i) any and all liability arising out of the application or use of any product, (ii) any and all liability, including without limitation special, consequential or incidental damages, and (iii) any and all implied warranties, including warranties of fitness for particular purpose, non-infringement and merchantability.

Statements regarding the suitability of products for certain types of applications are based on Vishay's knowledge of typical requirements that are often placed on Vishay products in generic applications. Such statements are not binding statements about the suitability of products for a particular application. It is the customer's responsibility to validate that a particular product with the properties described in the product specification is suitable for use in a particular application. Parameters provided in datasheets and / or specifications may vary in different applications and performance may vary over time. All operating parameters, including typical parameters, must be validated for each customer application by the customer's technical experts. Product specifications do not expand or otherwise modify Vishay's terms and conditions of purchase, including but not limited to the warranty expressed therein.

Hyperlinks included in this datasheet may direct users to third-party websites. These links are provided as a convenience and for informational purposes only. Inclusion of these hyperlinks does not constitute an endorsement or an approval by Vishay of any of the products, services or opinions of the corporation, organization or individual associated with the third-party website. Vishay disclaims any and all liability and bears no responsibility for the accuracy, legality or content of the third-party website or for that of subsequent links.

Except as expressly indicated in writing, Vishay products are not designed for use in medical, life-saving, or life-sustaining applications or for any other application in which the failure of the Vishay product could result in personal injury or death. Customers using or selling Vishay products not expressly indicated for use in such applications do so at their own risk. Please contact authorized Vishay personnel to obtain written terms and conditions regarding products designed for such applications.

No license, express or implied, by estoppel or otherwise, to any intellectual property rights is granted by this document or by any conduct of Vishay. Product names and markings noted herein may be trademarks of their respective owners.

Looking for pricing, stock, or lifecycle information?

Click below to explore more details on WIN SOURCE:

 [View VSKY20301608-G4-08 on WIN SOURCE](#)

 [Vishay Information](#)

Optimize Your Supply Chain with WIN SOURCE Solutions

-  Global Sourcing Solution
-  Obsolete Management
-  Cost Control Management
-  Shortage Management
-  Alternative Solution
-  Excess Inventory Management