



**THE DATASHEET OF  
TPSMA12AHE3\_B/H**

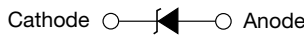


# Surface-Mount PAR<sup>®</sup> Transient Voltage Suppressors

High Temperature Stability and High Reliability Conditions



**SMA (DO-214AC)**



## LINKS TO ADDITIONAL RESOURCES



3D Models

| PRIMARY CHARACTERISTICS |                 |
|-------------------------|-----------------|
| $V_{WM}$                | 5.8 V to 36.8 V |
| $V_{BR}$                | 6.8 V to 43 V   |
| $P_{PPM}$               | 400 W           |
| $P_D$                   | 1.0 W           |
| $I_{FSM}$               | 40 A            |
| $T_J$ max.              | 185 °C          |
| Polarity                | Unidirectional  |
| Package                 | SMA (DO-214AC)  |

## TYPICAL APPLICATIONS

Use in sensitive electronics protection against voltage transients induced by inductive load switching and lightning on ICs, MOSFET, signal lines of sensor units for consumer, computer, industrial, automotive, and telecommunication.

## FEATURES

- Junction passivation optimized design passivated anisotropic rectifier technology
- $T_J = 185$  °C capability suitable for high reliability and automotive requirement
- Available in uni-directional polarity only
- 400 W peak pulse power capability with a 10/1000  $\mu$ s waveform, repetitive rate (duty cycle): 0.01 %
- Excellent clamping capability
- Very fast response time
- Low incremental surge resistance
- Meets MSL level 1, per J-STD-020, LF maximum peak of 260 °C
- AEC-Q101 qualified available
  - Automotive ordering code: base P/NHE3 or P/NHM3
- Material categorization: for definitions of compliance please see [www.vishay.com/doc?99912](http://www.vishay.com/doc?99912)



## MECHANICAL DATA

**Case:** SMA (DO-214AC)

Molding compound meets UL 94 V-0 flammability rating  
 Base P/NHE3\_X - RoHS-compliant and AEC-Q101 qualified  
 Base P/NHM3\_X - halogen-free, RoHS-compliant, and AEC-Q101 qualified  
 ("\_X" denotes revision code e.g. A, B, ...)

**Terminals:** matte tin plated leads, solderable per J-STD-002 and JESD 22-B102

HE3 and HM3 suffix meets JESD 201 class 2 whisker test

**Polarity:** color band denotes cathode end

| MAXIMUM RATINGS ( $T_A = 25$ °C unless otherwise noted)                           |                |                |      |
|-----------------------------------------------------------------------------------|----------------|----------------|------|
| PARAMETER                                                                         | SYMBOL         | VALUE          | UNIT |
| Peak power dissipation with a 10/1000 $\mu$ s waveform <sup>(1)(2)</sup> (fig. 3) | $P_{PPM}$      | 400            | W    |
| Peak power pulse current with a 10/1000 $\mu$ s waveform <sup>(1)</sup> (fig. 1)  | $I_{PPM}$      | See next table | A    |
| Power dissipation at $T_A = 25$ °C <sup>(4)</sup>                                 | $P_D$          | 1.0            | W    |
| Peak forward surge current 8.3 ms single half sine-wave <sup>(3)</sup>            | $I_{FSM}$      | 40             | A    |
| Maximum instantaneous forward voltage at 25 A <sup>(3)</sup>                      | $V_F$          | 3.5            | V    |
| Operating junction and storage temperature range                                  | $T_J, T_{STG}$ | -65 to +185    | °C   |

### Notes

- (1) Non-repetitive current pulse, per fig. 3 and derated above  $T_A = 25$  °C per fig. 2
- (2) Mounted on PCB with 0.2" x 0.2" (5.0 mm x 5.0 mm) copper pads attached to each terminal
- (3) Measured on 8.3 ms single half sine-wave or equivalent square wave, duty cycle = 4 pulses per minutes maximum
- (4) Mounted on minimum recommended pad layout



| <b>ELECTRICAL CHARACTERISTICS</b> ( $T_A = 25\text{ }^\circ\text{C}$ unless otherwise noted) |                     |                                               |      |       |                         |                                |                                                             |                                                                                               |                                                      |                                                 |                                                                                |
|----------------------------------------------------------------------------------------------|---------------------|-----------------------------------------------|------|-------|-------------------------|--------------------------------|-------------------------------------------------------------|-----------------------------------------------------------------------------------------------|------------------------------------------------------|-------------------------------------------------|--------------------------------------------------------------------------------|
| DEVICE TYPE                                                                                  | DEVICE MARKING CODE | BREAKDOWN VOLTAGE $V_{BR}^{(1)}$ AT $I_T$ (V) |      |       | TEST CURRENT $I_T$ (mA) | STAND-OFF VOLTAGE $V_{WM}$ (V) | MAXIMUM REVERSE LEAKAGE AT $V_{WM}$ $I_R$ ( $\mu\text{A}$ ) | $T_J = 150\text{ }^\circ\text{C}$ MAXIMUM REVERSE LEAKAGE AT $V_{WM}$ $I_D$ ( $\mu\text{A}$ ) | MAXIMUM PEAK PULSE SURGE CURRENT $I_{PPM}^{(2)}$ (A) | MAXIMUM CLAMPING VOLTAGE AT $I_{PPM}$ $V_C$ (V) | TYPICAL TEMP. COEFFICIENT OF $V_{BR}^{(3)}$ $\alpha T$ ( $\%/^\circ\text{C}$ ) |
|                                                                                              |                     | MIN.                                          | NOM. | MAX.  |                         |                                |                                                             |                                                                                               |                                                      |                                                 |                                                                                |
| TPSMA6.8A                                                                                    | AEP                 | 6.45                                          | 6.80 | 7.14  | 10                      | 5.80                           | 300                                                         | 1000                                                                                          | 38.1                                                 | 10.5                                            | 0.047                                                                          |
| TPSMA7.5A                                                                                    | AGP                 | 7.13                                          | 7.50 | 7.88  | 10                      | 6.40                           | 150                                                         | 500                                                                                           | 35.4                                                 | 11.3                                            | 0.052                                                                          |
| TPSMA8.2A                                                                                    | AKP                 | 7.79                                          | 8.20 | 8.61  | 10                      | 7.02                           | 50                                                          | 200                                                                                           | 33.1                                                 | 12.1                                            | 0.056                                                                          |
| TPSMA9.1A                                                                                    | AMP                 | 8.65                                          | 9.10 | 9.55  | 1.0                     | 7.78                           | 10                                                          | 50                                                                                            | 29.9                                                 | 13.0                                            | 0.060                                                                          |
| TPSMA10A                                                                                     | APP                 | 9.50                                          | 10.0 | 10.50 | 1.0                     | 8.65                           | 5.0                                                         | 20                                                                                            | 27.6                                                 | 14.5                                            | 0.064                                                                          |
| TPSMA11A                                                                                     | ARP                 | 10.50                                         | 11.0 | 11.60 | 1.0                     | 9.40                           | 1.0                                                         | 5.0                                                                                           | 25.6                                                 | 15.6                                            | 0.067                                                                          |
| TPSMA12A                                                                                     | ATP                 | 11.40                                         | 12.0 | 12.60 | 1.0                     | 10.20                          | 1.0                                                         | 5.0                                                                                           | 24.0                                                 | 16.7                                            | 0.070                                                                          |
| TPSMA13A                                                                                     | AVP                 | 12.40                                         | 13.0 | 13.70 | 1.0                     | 11.10                          | 1.0                                                         | 5.0                                                                                           | 22.0                                                 | 18.2                                            | 0.072                                                                          |
| TPSMA15A                                                                                     | AXP                 | 14.30                                         | 15.0 | 15.80 | 1.0                     | 12.80                          | 1.0                                                         | 5.0                                                                                           | 18.9                                                 | 21.2                                            | 0.076                                                                          |
| TPSMA16A                                                                                     | AZP                 | 15.20                                         | 16.0 | 16.80 | 1.0                     | 13.60                          | 1.0                                                         | 5.0                                                                                           | 17.8                                                 | 22.0                                            | 0.078                                                                          |
| TPSMA18A                                                                                     | BEP                 | 17.10                                         | 18.0 | 18.90 | 1.0                     | 15.30                          | 1.0                                                         | 5.0                                                                                           | 15.9                                                 | 25.5                                            | 0.080                                                                          |
| TPSMA20A                                                                                     | BGP                 | 19.00                                         | 20.0 | 21.00 | 1.0                     | 17.10                          | 1.0                                                         | 5.0                                                                                           | 14.4                                                 | 27.7                                            | 0.082                                                                          |
| TPSMA22A                                                                                     | BKP                 | 20.90                                         | 22.0 | 23.10 | 1.0                     | 18.80                          | 1.0                                                         | 5.0                                                                                           | 13.1                                                 | 30.6                                            | 0.084                                                                          |
| TPSMA24A                                                                                     | BMP                 | 22.80                                         | 24.0 | 25.20 | 1.0                     | 20.50                          | 1.0                                                         | 5.0                                                                                           | 12.0                                                 | 33.2                                            | 0.085                                                                          |
| TPSMA27A                                                                                     | BPP                 | 25.70                                         | 27.0 | 28.40 | 1.0                     | 23.10                          | 1.0                                                         | 5.0                                                                                           | 10.7                                                 | 37.5                                            | 0.087                                                                          |
| TPSMA30A                                                                                     | BRP                 | 28.50                                         | 30.0 | 31.50 | 1.0                     | 25.60                          | 1.0                                                         | 5.0                                                                                           | 9.7                                                  | 41.4                                            | 0.088                                                                          |
| TPSMA33A                                                                                     | BTP                 | 31.40                                         | 33.0 | 34.70 | 1.0                     | 28.20                          | 1.0                                                         | 5.0                                                                                           | 8.8                                                  | 45.7                                            | 0.089                                                                          |
| TPSMA36A                                                                                     | BVP                 | 34.20                                         | 36.0 | 37.80 | 1.0                     | 30.80                          | 1.0                                                         | 5.0                                                                                           | 8.0                                                  | 49.9                                            | 0.090                                                                          |
| TPSMA39A                                                                                     | BXP                 | 37.10                                         | 39.0 | 41.00 | 1.0                     | 33.30                          | 1.0                                                         | 5.0                                                                                           | 7.4                                                  | 53.9                                            | 0.091                                                                          |
| TPSMA43A                                                                                     | BZP                 | 40.90                                         | 43.0 | 45.20 | 1.0                     | 36.80                          | 1.0                                                         | 5.0                                                                                           | 6.7                                                  | 59.3                                            | 0.092                                                                          |

**Notes**

- (1)  $V_{BR}$  measured after  $I_T$  applied for 300  $\mu\text{s}$ ,  $I_T$  = square wave pulse or equivalent
- (2) Surge current waveform per fig. 3 and derated per fig. 2
- (3) To calculate  $V_{BR}$  vs. junction temperature, use the following formula:  $V_{BR}$  at  $T_J = V_{BR}$  at  $25\text{ }^\circ\text{C} \times (1 + \alpha T \times (T_J - 25))$
- (4) All terms and symbols are consistent with ANSI/IEEE C62.35

| <b>ORDERING INFORMATION</b> (Example) |                 |                        |               |                                    |
|---------------------------------------|-----------------|------------------------|---------------|------------------------------------|
| PREFERRED P/N                         | UNIT WEIGHT (g) | PREFERRED PACKAGE CODE | BASE QUANTITY | DELIVERY MODE                      |
| TPSMA6.8AHE3_B/H <sup>(1)</sup>       | 0.064           | H                      | 1800          | 7" diameter plastic tape and reel  |
| TPSMA6.8AHE3_B/I <sup>(1)</sup>       | 0.064           | I                      | 7500          | 13" diameter plastic tape and reel |
| TPSMA6.8AHM3_B/H <sup>(1)</sup>       | 0.064           | H                      | 1800          | 7" diameter plastic tape and reel  |
| TPSMA6.8AHM3_B/I <sup>(1)</sup>       | 0.064           | I                      | 7500          | 13" diameter plastic tape and reel |

**Note**

- (1) AEC-Q101 qualified

## RATINGS AND CHARACTERISTICS CURVES ( $T_A = 25\text{ }^\circ\text{C}$ unless otherwise noted)



Fig. 1 - Peak Pulse Power Rating Curve

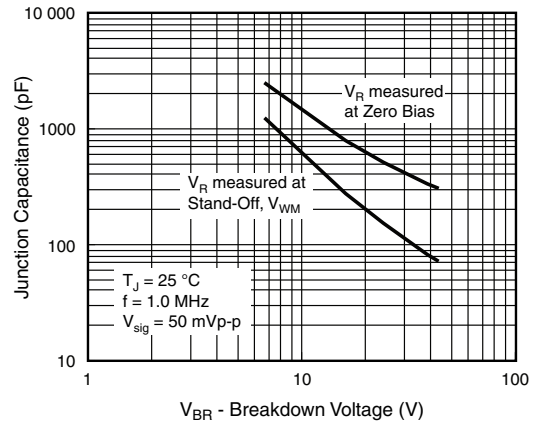


Fig. 4 - Typical Junction Capacitance

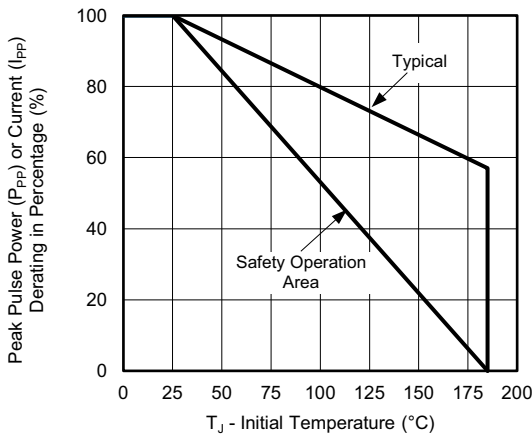


Fig. 2 - Pulse Power or Current vs. Initial Junction Temperature

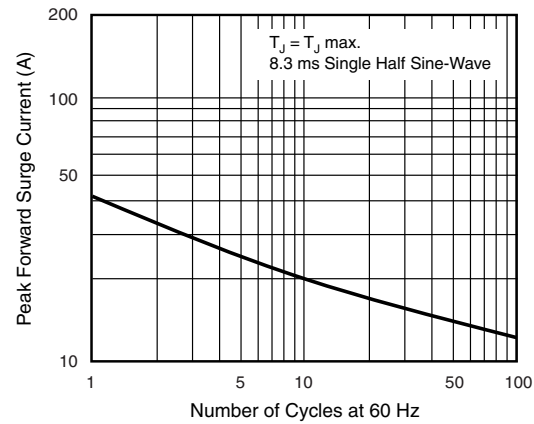


Fig. 5 - Maximum Non-Repetitive Peak Forward Surge Current



Fig. 3 - Pulse Waveform



## PACKAGE OUTLINE DIMENSIONS in inches (millimeters)

### SMA (DO-214AC)



### Mounting Pad Layout





## Disclaimer

ALL PRODUCT, PRODUCT SPECIFICATIONS AND DATA ARE SUBJECT TO CHANGE WITHOUT NOTICE TO IMPROVE RELIABILITY, FUNCTION OR DESIGN OR OTHERWISE.

Vishay Intertechnology, Inc., its affiliates, agents, and employees, and all persons acting on its or their behalf (collectively, "Vishay"), disclaim any and all liability for any errors, inaccuracies or incompleteness contained in any datasheet or in any other disclosure relating to any product.

Vishay makes no warranty, representation or guarantee regarding the suitability of the products for any particular purpose or the continuing production of any product. To the maximum extent permitted by applicable law, Vishay disclaims (i) any and all liability arising out of the application or use of any product, (ii) any and all liability, including without limitation special, consequential or incidental damages, and (iii) any and all implied warranties, including warranties of fitness for particular purpose, non-infringement and merchantability.

Statements regarding the suitability of products for certain types of applications are based on Vishay's knowledge of typical requirements that are often placed on Vishay products in generic applications. Such statements are not binding statements about the suitability of products for a particular application. It is the customer's responsibility to validate that a particular product with the properties described in the product specification is suitable for use in a particular application. Parameters provided in datasheets and / or specifications may vary in different applications and performance may vary over time. All operating parameters, including typical parameters, must be validated for each customer application by the customer's technical experts. Product specifications do not expand or otherwise modify Vishay's terms and conditions of purchase, including but not limited to the warranty expressed therein.

Hyperlinks included in this datasheet may direct users to third-party websites. These links are provided as a convenience and for informational purposes only. Inclusion of these hyperlinks does not constitute an endorsement or an approval by Vishay of any of the products, services or opinions of the corporation, organization or individual associated with the third-party website. Vishay disclaims any and all liability and bears no responsibility for the accuracy, legality or content of the third-party website or for that of subsequent links.

Except as expressly indicated in writing, Vishay products are not designed for use in medical, life-saving, or life-sustaining applications or for any other application in which the failure of the Vishay product could result in personal injury or death. Customers using or selling Vishay products not expressly indicated for use in such applications do so at their own risk. Please contact authorized Vishay personnel to obtain written terms and conditions regarding products designed for such applications.

No license, express or implied, by estoppel or otherwise, to any intellectual property rights is granted by this document or by any conduct of Vishay. Product names and markings noted herein may be trademarks of their respective owners.

## Looking for pricing, stock, or lifecycle information?

Click below to explore more details on WIN SOURCE:

 [View TPSMA12AHE3\\_B/H on WIN SOURCE](#)

 [Vishay Information](#)

## Optimize Your Supply Chain with WIN SOURCE Solutions

-  Global Sourcing Solution
-  Obsolete Management
-  Cost Control Management
-  Shortage Management
-  Alternative Solution
-  Excess Inventory Management