



**THE DATASHEET OF
TC1-15X+**



Surface Mount RF Transformer

50Ω 350 to 1500 MHz

TC1-15X+

Features

- wideband, 350 to 1500 MHz
- balanced transmission line
- good return loss
- plastic base with leads
- aqueous washable

Applications

- PCS
- cellular
- impedance matching
- balanced amplifier
- baluns

Electrical Specifications at 25°C

Parameter	Frequency (MHz)	Min.	Typ.	Max.	Unit
Impedance Ratio			1		Ohm
Frequency Range		350		1500	MHz
Insertion Loss*	—		3.0		dB
	350 - 1500		2.0		
	800 - 1500		1.0		

* Insertion Loss is referenced to mid-band loss, 0.35 dB typ.



Generic photo used for illustration purposes only

CASE STYLE: AT1521

+RoHS Compliant

The +Suffix identifies RoHS Compliance. See our web site for RoHS Compliance methodologies and qualifications

Available Tape and Reel at no extra cost	
Reel Size	Devices/Reel
7"	20, 50, 100, 200, 500
13"	1000, 2000

Maximum Ratings

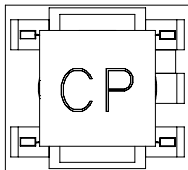
Parameter	Ratings
Operating Temperature	-40°C to 85°C
Storage Temperature	-55°C to 100°C
RF Power	0.25W
DC Current	30mA

Permanent damage may occur if any of these limits are exceeded.

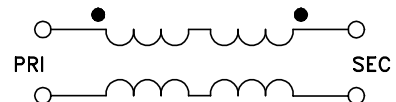
Pin Connections

Function	Pin Number
PRIMARY DOT	6
PRIMARY	4
SECONDARY DOT	1
SECONDARY	3
NOT USED	2

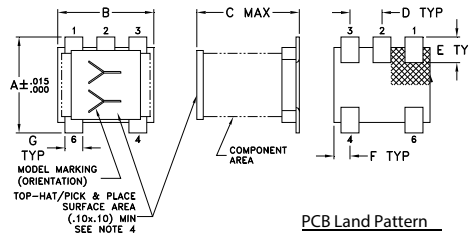
Product Marking



Config. G



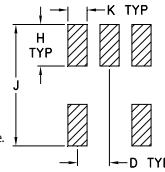
Outline Drawing



Note:

1. Case Material Plastic
2. Termination Finish: Tin plate over Nickel plate.
3. Lead #1 identifier shall be located in the cross-hatched area shown, on bottom view. Identifier may be either a molded or marked feature.
4. Top-Hat total thickness: .013 inches max.

PCB Land Pattern



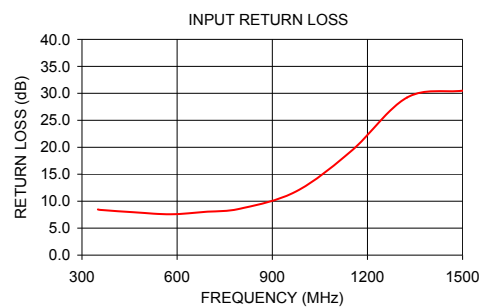
Suggested Layout,
Tolerance to be within $\pm .002$

Outline Dimensions (inch/mm)

A	B	C	D	E	F
.150	.150	.160	.050	.040	.025
3.81	3.81	4.06	1.27	1.02	0.64
G	H	J	K	wt	
.028	.065	.190	.030	grams	
0.71	1.65	4.83	0.76	0.15	

Typical Performance Data

FREQUENCY (MHz)	INSERTION LOSS (dB)	INPUT R. LOSS (dB)
350.00	0.46	8.47
360.00	0.56	8.38
470.00	0.71	7.92
580.00	0.86	7.58
690.00	0.59	8.03
800.00	0.60	8.62
975.00	0.48	11.81
1150.00	0.38	19.36
1325.00	0.43	29.22
1500.00	0.50	30.48



Additional Notes

- A. Performance and quality attributes and conditions not expressly stated in this specification document are intended to be excluded and do not form a part of this specification document.
- B. Electrical specifications and performance data contained in this specification document are based on Mini-Circuit's applicable established test performance criteria and measurement instructions.
- C. The parts covered by this specification document are subject to Mini-Circuits standard limited warranty and terms and conditions (collectively, "Standard Terms"); Purchasers of this part are entitled to the rights and benefits contained therein. For a full statement of the Standard Terms and the exclusive rights and remedies thereunder, please visit Mini-Circuits' website at www.minicircuits.com/MCLStore/terms.jsp

Looking for pricing, stock, or lifecycle information?

Click below to explore more details on WIN SOURCE:

 [View TC1-15X+ on WIN SOURCE](#)

 [Mini-Circuits Information](#)

Optimize Your Supply Chain with WIN SOURCE Solutions

-  Global Sourcing Solution
-  Obsolete Management
-  Cost Control Management
-  Shortage Management
-  Alternative Solution
-  Excess Inventory Management