

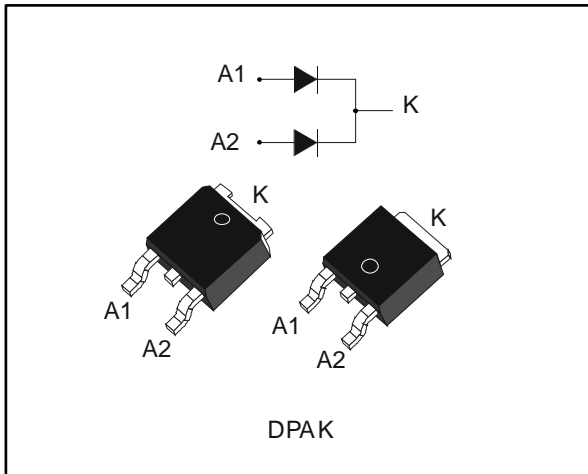


**THE DATASHEET OF
STPS20LCD80CB-TR**



High voltage power Schottky rectifier

Datasheet - production data



Description

This dual diode Schottky rectifier is suited for high frequency switched mode power supplies.

Packaged in DPAK, this device is intended to be used in high density converters, providing these applications with a good efficiency at both low and high load.

Table 1: Device summary

Symbol	Value
$I_{F(AV)}$	2 x 10 A
V_{RRM}	80 V
T_j (max)	175 °C
V_F (typ)	0.66 V

Features

- High junction temperature capability
- Good trade-off between leakage current and forward voltage drop
- Low leakage current
- Avalanche capability specified
- ECOPACK[®]2 compliant component for DPAK on demand

1 Characteristics

Table 2: Absolute ratings (limiting values, per diode, at T_{amb} 25 °C, unless otherwise stated)

Symbol	Parameter		Value	Unit
V _{RRM}	Repetitive peak reverse voltage		80	V
I _{F(RMS)}	Forward rms current		20	A
I _{F(AV)}	Average forward current $\delta = 0.5$, square wave	Per diode	T _C = 145 °C	A
		Per device	T _C = 140 °C	
I _{FSM}	Surge non repetitive forward current	t _p = 10 ms sinusoidal	125	A
P _{ARM} ⁽¹⁾	Repetitive peak avalanche power	t _p = 10 μ s, T _j = 125 °C	230	W
T _{stg}	Storage temperature range		-65 to + 175	°C
T _j	Maximum operating junction temperature ⁽²⁾		+ 175	°C

Notes:

⁽¹⁾For pulse time duration derating, please refer to [Figure 3: "Normalized avalanche power derating versus pulse duration \(T_j = 125 °C\)"](#). More details regarding the avalanche energy measurements and diode validation in the avalanche are provided in the application notes AN1768 and AN2025.

⁽²⁾(dP_{tot}/dT_j) < (1/R_{th(j-a)}) condition to avoid thermal runaway for a diode on its own heatsink.

Table 3: Thermal parameter

Symbol	Parameter		Value	Unit
R _{th(j-c)}	Junction to case	Per diode	3.20	°C/W
		Total	1.95	
R _{th(c)}	Coupling		0.70	°C/W

When the diodes 1 and 2 are used simultaneously:

$$\Delta T_j (\text{diode1}) = P_{(\text{diode1})} \times R_{\text{th(j-c)}} (\text{per diode}) + P_{(\text{diode2})} \times R_{\text{th(c)}}$$

Table 4: Static electrical characteristics (per diode)

Symbol	Parameter	Test conditions		Min.	Typ.	Max.	Unit
$I_R^{(1)}$	Reverse leakage current	$T_j = 25\text{ °C}$	$V_R = V_{RRM}$	-	3.2	15	μA
		$T_j = 125\text{ °C}$		-	2.8	8	mA
$V_F^{(2)}$	Forward voltage drop	$T_j = 25\text{ °C}$	$I_F = 10\text{ A}$	-	0.815	0.880	V
		$T_j = 125\text{ °C}$		-	0.660	0.710	
		$T_j = 25\text{ °C}$	$I_F = 20\text{ A}$	-	1.030	1.160	
		$T_j = 125\text{ °C}$		-	0.765	0.865	

Notes:

⁽¹⁾Pulse test: $t_p = 5\text{ ms}$, $\delta < 2\%$

⁽²⁾Pulse test: $t_p = 380\text{ }\mu\text{s}$, $\delta < 2\%$

To evaluate the conduction losses, use the following equation:

$$P = 0.555 \times I_{F(AV)} + 0.0155 I_{F(RMS)}^2$$

1.1 Characteristics (curves)

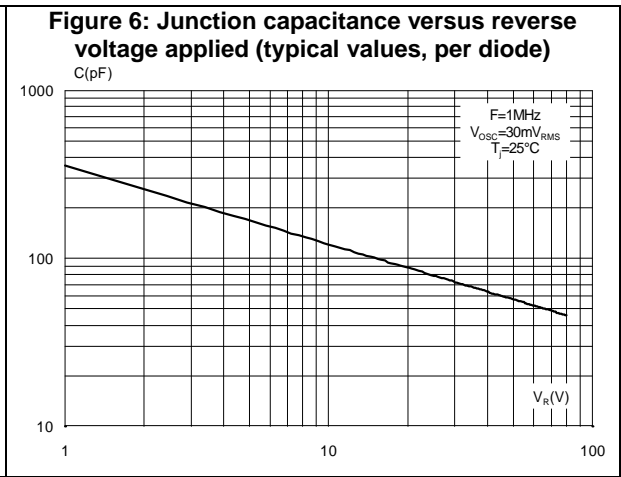
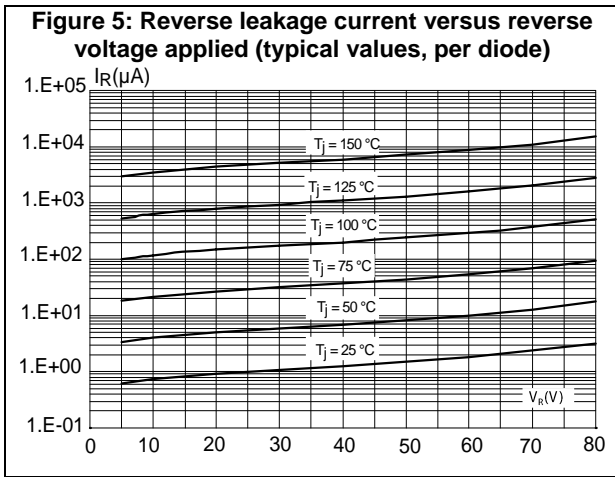
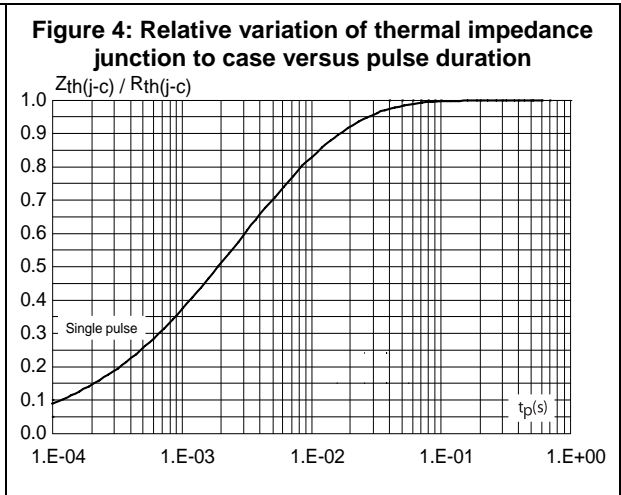
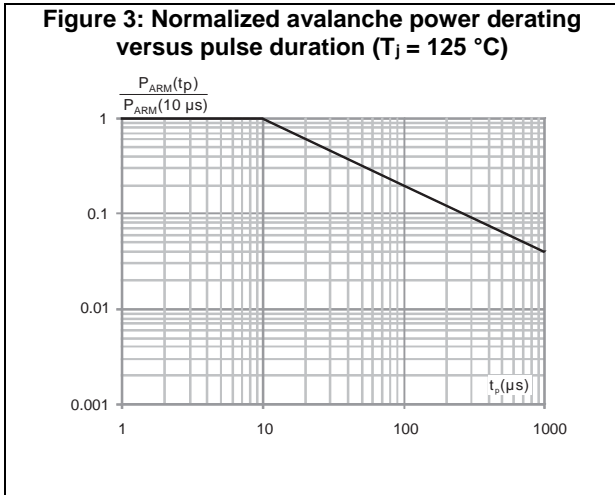
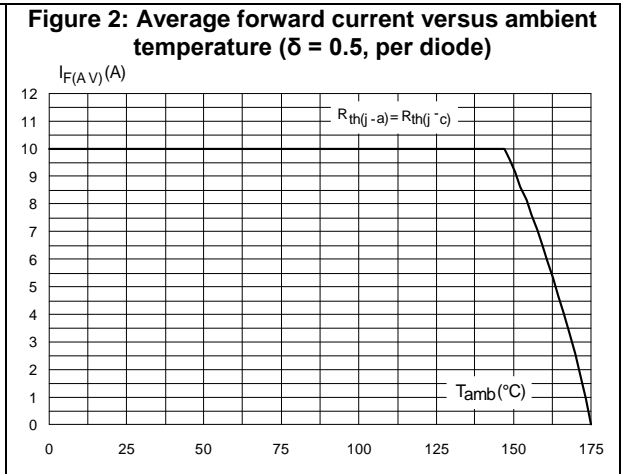
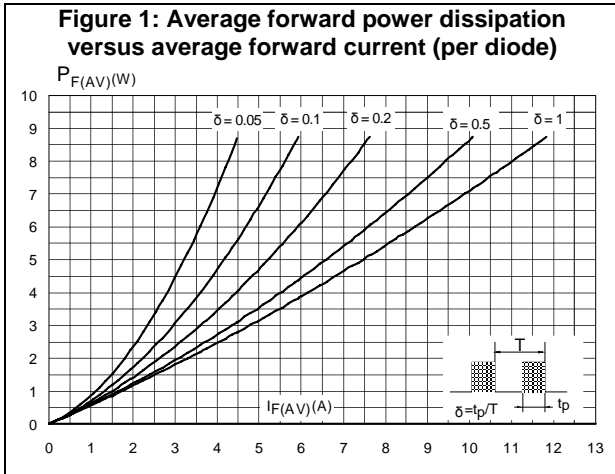


Figure 7: Thermal resistance junction to ambient versus copper surface under tab

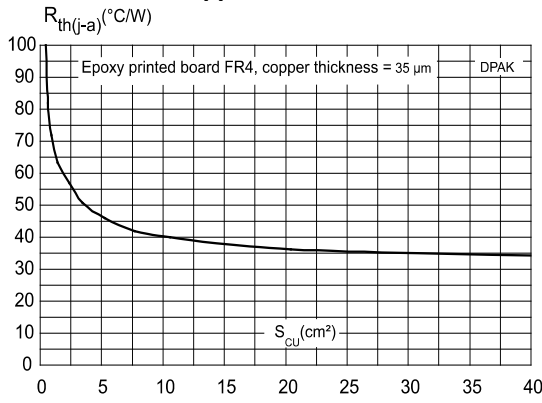
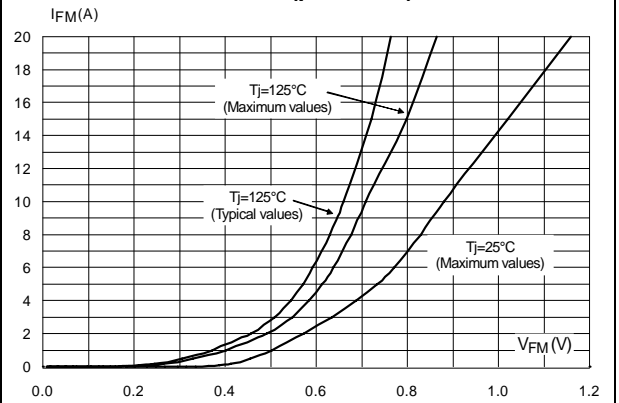


Figure 8: Forward voltage drop versus forward current (per diode)



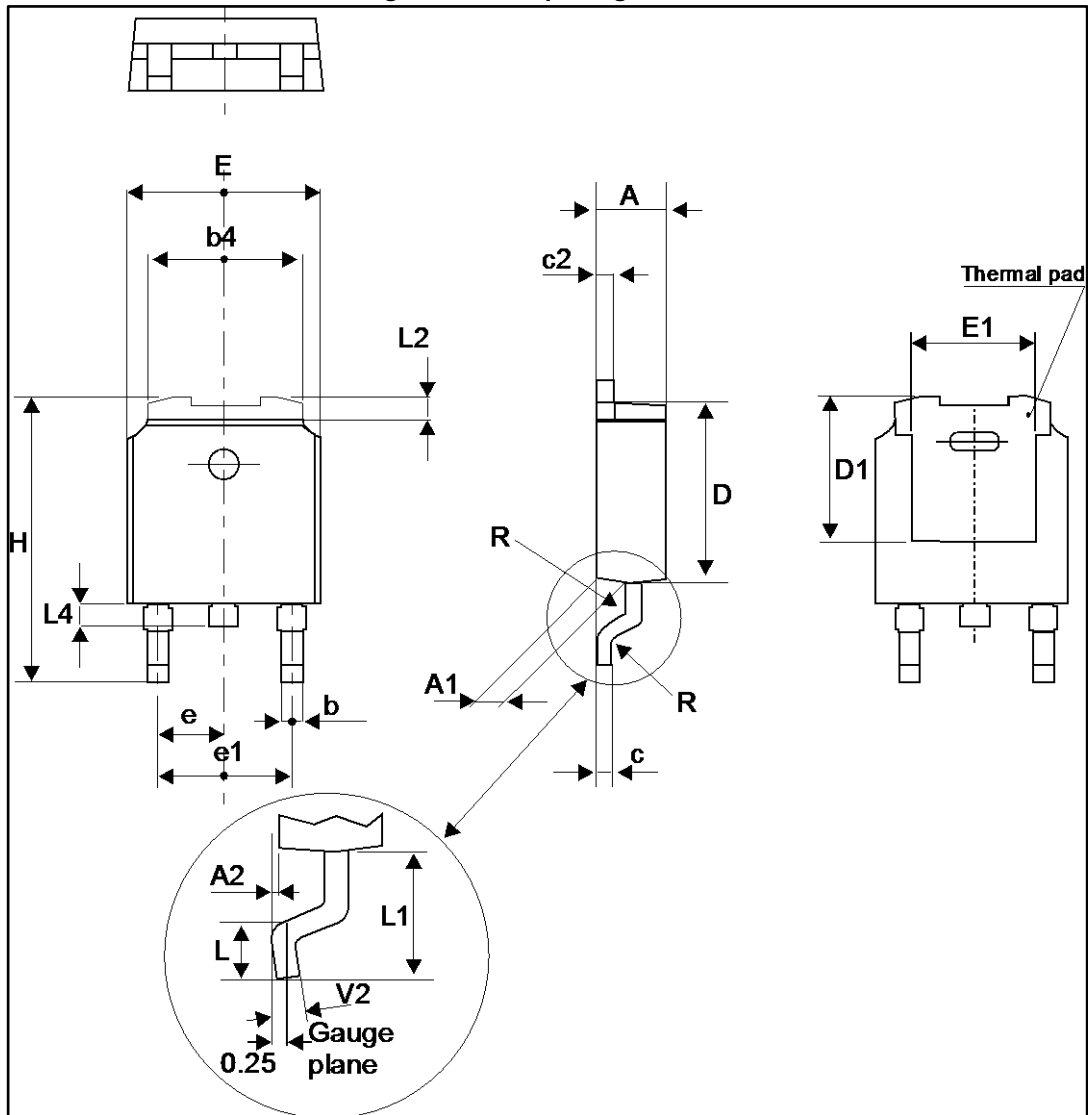
2 Package information

In order to meet environmental requirements, ST offers these devices in different grades of ECOPACK® packages, depending on their level of environmental compliance. ECOPACK® specifications, grade definitions and product status are available at: www.st.com. ECOPACK® is an ST trademark.

- Cooling method: by conduction (C)
- Epoxy meets UL 94,V0

2.1 DPAK package information

Figure 9: DPAK package outline

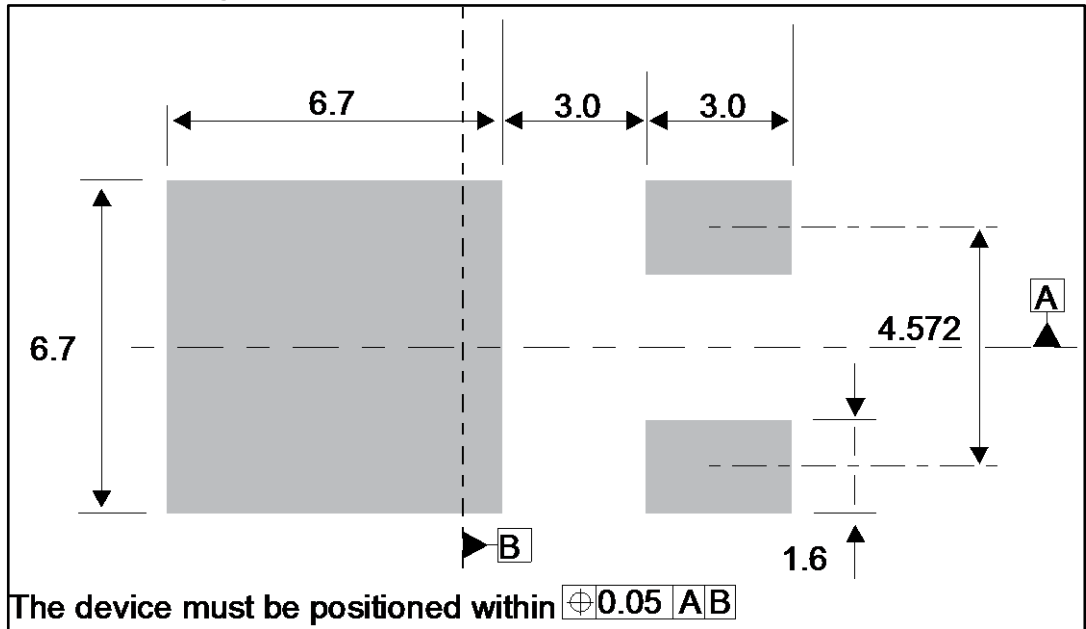


This package drawing may slightly differ from the physical package. However, all the specified dimensions are guaranteed.

Table 5: DPAK package mechanical data

Ref.	Dimensions			
	Millimeters		Inches	
	Min.	Max.	Min.	Max.
A	2.18	2.40	0.085	0.094
A1	0.90	1.10	0.035	0.043
A2	0.03	0.23	0.001	0.009
b	0.64	0.90	0.025	0.035
b4	4.95	5.46	0.194	0.215
c	0.46	0.61	0.018	0.024
c2	0.46	0.60	0.018	0.023
D	5.97	6.22	0.235	0.244
D1	4.95	5.60	0.194	0.220
E	6.35	6.73	0.250	0.265
E1	4.32	5.50	0.170	0.216
e	2.286 typ.		0.090 typ.	
e1	4.40	4.70	0.173	0.185
H	9.35	10.40	0.368	0.409
L	1.0	1.78	0.039	0.070
L2		1.27		0.050
L4	0.60	1.02	0.023	0.040
V2	-8°	+8°	-8°	+8°

Figure 10: DPAK recommended footprint (dimensions in mm)



3 Ordering information

Table 6: Ordering information

Order code	Marking	Package	Weight	Base qty	Delivery mode
STPS20LCD80CB-TR	S20LC D80C	DPAK	0.32 g	2500	Tape and reel

4 Revision history

Table 7: Document revision history

Date	Revision	Changes
07-Jan-2015	1	First full version, consolidating the previous internal release of march 2013. Updated the DPAK package information.
27-Sep-2017	2	Updated description in cover page. Minor text changes.

IMPORTANT NOTICE – PLEASE READ CAREFULLY

STMicroelectronics NV and its subsidiaries ("ST") reserve the right to make changes, corrections, enhancements, modifications, and improvements to ST products and/or to this document at any time without notice. Purchasers should obtain the latest relevant information on ST products before placing orders. ST products are sold pursuant to ST's terms and conditions of sale in place at the time of order acknowledgement.

Purchasers are solely responsible for the choice, selection, and use of ST products and ST assumes no liability for application assistance or the design of Purchasers' products.

No license, express or implied, to any intellectual property right is granted by ST herein.

Resale of ST products with provisions different from the information set forth herein shall void any warranty granted by ST for such product.



ST and the ST logo are trademarks of ST. All other product or service names are the property of their respective owners.

Information in this document supersedes and replaces information previously supplied in any prior versions of this document.







© 2017 STMicroelectronics – All rights reserved

Looking for pricing, stock, or lifecycle information?

Click below to explore more details on WIN SOURCE:

-  [View STPS20LCD80CB-TR on WIN SOURCE](#)
-  [STMicroelectronics Information](#)

Optimize Your Supply Chain with WIN SOURCE Solutions

-  Global Sourcing Solution
-  Obsolete Management
-  Cost Control Management
-  Shortage Management
-  Alternative Solution
-  Excess Inventory Management