



**THE DATASHEET OF
S558-5999-AC-F**





ELECTRICAL CHARACTERISTICS @25°C

TURNS RATIO
 (3-1-2) : (22-24-23)
 (6-4-5) : (19-21-20)
 (9-7-8) : (16-18-17)
 (12-10-11) : (13-15-14)

POLARITY PER DOT CONVENTION

DCL
 (23-22), (20-19)
 (17-16), (14-13)
 OPERATING TEMPERATURE
 350μH MIN @100kHz, 100mV
 WITH 8mA DC BIAS
 -40°C TD +85°C

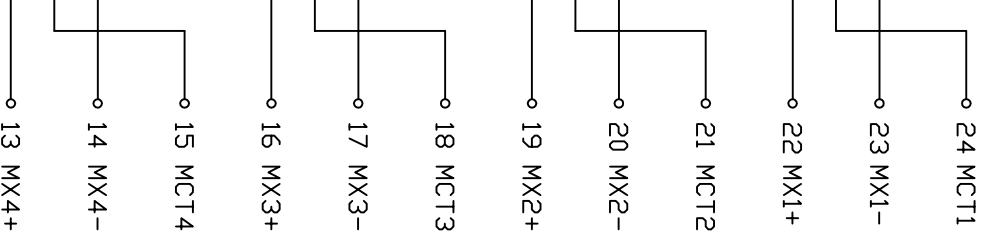
INSERTION LOSS
 1.1dB MAX @0.1 TD 1MHz
 1.0dB MAX @1 TD 100MHz

COMMON TO COMMON MODE REJECTION
 22.0dB MIN @30MHz
 23.0dB MIN @50MHz
 20.5dB MIN @80MHz
 20.0dB MIN @100MHz

RETURN LOSS
 18dB MIN @0.5 TD 40MHz
 12-20LDG (f/80MHz) MIN
 @40 TD 100MHz

CROSSSTALK
 33-20LDG (f/100MHz) dB MIN
 @1-100MHz

HIPOT
 LEAKAGE CURRENT LESS THAN 1mA AT 1500VAC



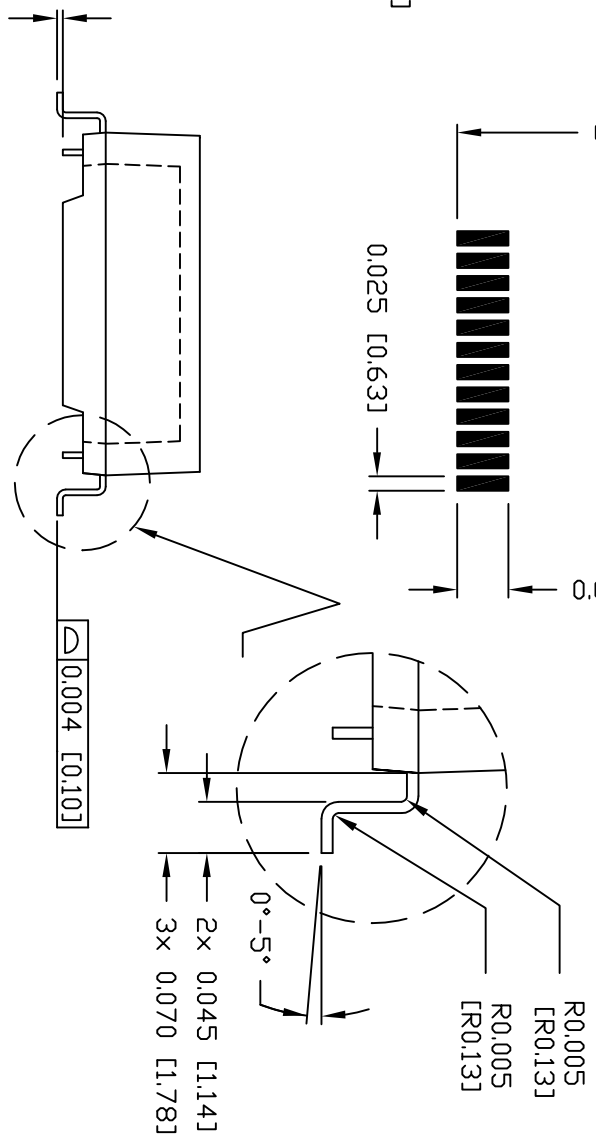
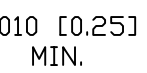
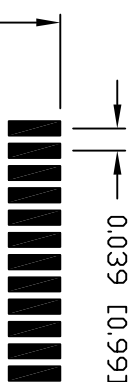
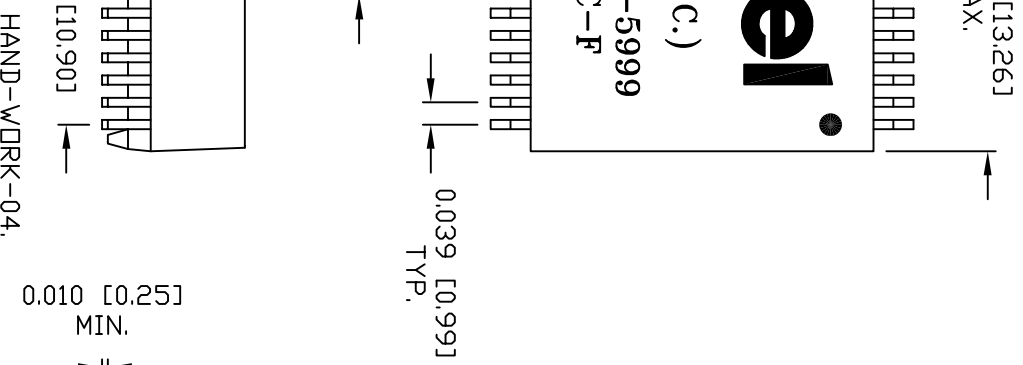
PART NO. / DRAWING NO. S558-5999-AC-F		STANDARD DIM. [] METRIC DIM. AS REF.	
FILE NAME S5585999ACFA.DWG		TOL. IN INCH .X	UNIT : INCH [mm]
		.XX	SCALE : N/A
		.XXX	SIZE : A4

REV. : A	PAGE : 2
-----------------	-----------------





SUGGESTED PCB PAD LAYOUT



R0.005 [R0.13]
R0.005 [R0.13]

3-5999-AC-F
NICAL DRAWING

PART NO. / DRAWING NO.
S558-5999-AC-F
FILE NAME
S5585999ACFA.DWG

STANDARD DIM.	[] METRIC DIM. AS REF.
TOL. IN INCH	X
UNIT : INCH [mm]	.XX ±0.01
SCALE : N/A	.XXX ±0.005

SIZE : A4



REV. : A PAGE : 3

This document is electronically generated. This is a controlled copy if used internally



Looking for pricing, stock, or lifecycle information?

Click below to explore more details on WIN SOURCE:

-  [View S558-5999-AC-F on WIN SOURCE](#)
-  [Bel Fuse Inc. Information](#)

Optimize Your Supply Chain with WIN SOURCE Solutions

-  Global Sourcing Solution
-  Obsolete Management
-  Cost Control Management
-  Shortage Management
-  Alternative Solution
-  Excess Inventory Management