



**THE DATASHEET OF  
RP820024**



- 2 pole 8, 2 C/O or 2 N/O contacts
- 4 kV / 8 mm coil-contact
- Twin contacts available
- PCB-sockets
- RoHS compliant (Directive 2002 / 95 / EC) as per product date code 0404

**Applications**

Domestic appliances, UPS's



F0150-B

**Approvals**



Technical data of approved types on request

**Contact data**

Configuration	2 C/O contact or 2 N/O contact
Type of contact	single contact
Rated current	8 A (UL: 10 A)
Rated voltage / max. breaking voltage AC	250 Vac / 440 Vac
Maximum breaking capacity AC	2000 VA
Make current (max. 4 s at duty cycle 10%)	14 A
Contact material	AgNi 0.15, AgCdO

**Contact ratings**

Type	Load	Operations	Standard
RP440	64 A ON, 2 A OFF, 250 Vac	1x10 <sup>4</sup>	VDE 0860
RP421	2 A, 50 Vdc, resistive	approx. 2x10 <sup>6</sup>	
RP421	1/10hp, 240 Vac, per contact		UL 508
RP421	3 A, 380 Vac, AC11	approx. 3x10 <sup>4</sup>	VDE 0660
RP421	0.18 A, 110 Vdc, DC11	approx. 1x10 <sup>5</sup>	VDE 0660
RP420	0.6 A, 220 Vac, cosφ=0.8, single phase motor	approx. 1.3x10 <sup>6</sup>	

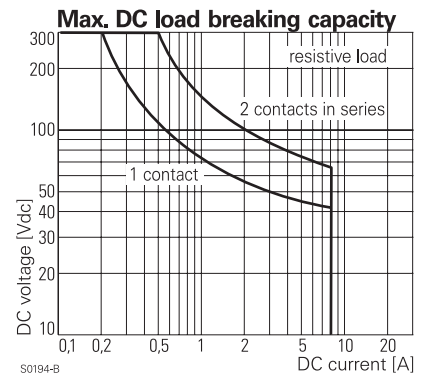
**Coil data**

Nominal voltage	5...110 Vdc
Nominal coil power	500 mW
Operate category	2 / b

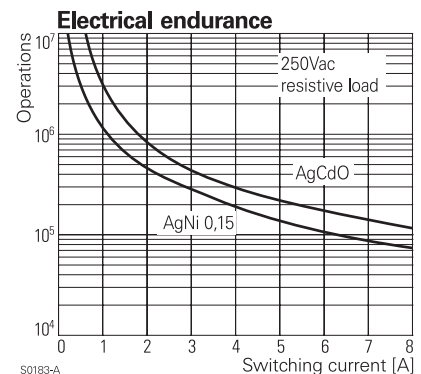
**Coil versions, DC-coil**

Coil code	Nominal voltage Vdc	Pull-in voltage Vdc	Release voltage Vdc	Maximum voltage Vdc	Coil resistance Ω	Coil current mA
005	5	3.5	0.5	9.0	54±10%	92.6
006	6	4.2	0.6	10.8	68±10%	88.2
012	12	8.4	1.2	21.6	270±10%	44.4
024	24	16.8	2.4	43.2	1100±15%	21.8
048	48	33.6	4.8	86.4	4400±15%	10.9
060	60	42.0	6.0	108.0	6540±15%	9.2
110	110	77.0	11.0	198.0	23100±15%	4.8

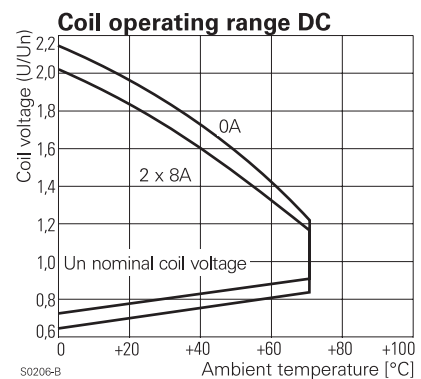
All figures are given for coil without preenergization, at ambient temperature +20°C  
Other coil voltages on request



S0194-B



S0183-A



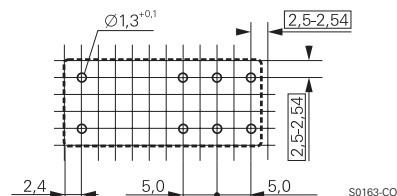
S0206-B

Insulation	
Insulation to IEC 60664	
Voltage rating	250 V
Pollution degree	3
Overvoltage category	III
Insulation to VDE 0110b (2/79)	
Insulation category / reference voltage	C / 250

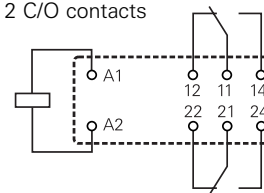
Other data	
RoHS - Directive 2002 / 95 / EC	compliant as per product date code 0404
Ambient temperature	-40...+70 °C
Mechanical life	20x10 <sup>6</sup> operations
Max. switching rate at rated- / minimum load	10 min <sup>-1</sup> / 1200 min <sup>-1</sup>
Operate- / release time	typ. 9 / 3 ms
Bounce time N/O contact/N/C contact	typ. 2 / 3 ms
Vibration resistance N/O / N/C contact	11 / 1.5 g, 30...150 Hz
Shock resistance (destruction)	100 g
Category of protection (IEC 61810)	RT II - flux proof, RT III - wash tight
Relay weight	18 g
Packaging unit	20 / 500 pcs.
Accessories	see accessories RT and RP

**PCB layout / terminal assignment**

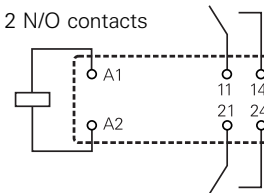
Bottom view on solder pins  
Dimensions in mm



2 C/O contacts

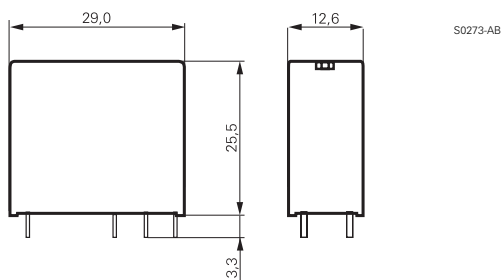


2 N/O contacts



**Dimensions**

Dimensions in mm



**Product key**



Type	<b>R</b>	<b>P</b>				
Version	<b>4</b>	<b>8 A, flux proof</b>	<b>8</b>	8 A, wash tight		
Contacts	<b>2</b>	<b>2 C/O contacts</b>	<b>4</b>	2 N/O contacts		
Contact material	<b>0</b>	AgCdO	<b>1</b>	AgNi 0.15		
Coil	Coil code: please refer to coil versions table					

Preferred types in bold print

Product key	Version	Contacts	Contact material	Coil	Part number				
RP420005	flux proof 8 A	2 C/O contacts	AgCdO	5 Vdc	4-1393234-7				
RP420006				6 Vdc	4-1393234-8				
RP420012				12 Vdc	5-1393234-0				
RP420024				24 Vdc	5-1393234-1				
RP420048				48 Vdc	5-1393234-2				
RP420110			110 Vdc	5-1393234-4					
RP421012			AgNi 0.15	12 Vdc	6-1393234-7				
RP421024				24 Vdc	6-1393234-8				
RP421048				48 Vdc	6-1393234-9				
RP421060				60 Vdc	7-1393234-0				
RP421110				110 Vdc	7-1393234-1				
RP440012	wash tight 8 A	2 N/O contacts	AgCdO	12 Vdc	7-1393234-8				
RP440024				24 Vdc	7-1393234-9				
RP820006		2 C/O contacts			6 Vdc	8-1393234-8			
RP820012					12 Vdc	9-1393234-0			
RP820024					24 Vdc	9-1393234-2			
RP820048					48 Vdc	9-1393234-3			
RP821012					AgNi 0.15	12 Vdc	0-1393845-4		
RP821024						24 Vdc	0-1393845-5		
RP840024					2 N/O contacts		AgCdO	24 Vdc	1-1393845-8
RP841024								AgNi 0.15	24 Vdc

## Looking for pricing, stock, or lifecycle information?

Click below to explore more details on WIN SOURCE:

-  [View RP820024](#) on WIN SOURCE
-  [TE Connectivity](#) Information

## Optimize Your Supply Chain with WIN SOURCE Solutions

-  Global Sourcing Solution
-  Obsolete Management
-  Cost Control Management
-  Shortage Management
-  Alternative Solution
-  Excess Inventory Management