



**THE DATASHEET OF
RD-2405D/HP**



Features


Unregulated Converters

- 2W dual output converter
- Industry standard SIP7 packages
- Power sharing on outputs
- Optional continuous short circuit protection
- 1kVDC and 2kVDC basic isolation
- UL94 V-0 package material
- Efficiency up to 87%



RD

**2 Watt
SIP7
Dual Output**



EN60950-1 certified
IEC60950-1 certified

Description

The RD series have been specifically designed for applications where dual power rails need to be created from a single rail supply and a low cost solution is required. With efficiencies up to 87%, the full output power is available over the operating temperature range -40°C to +85°C and the converters can be used in ambient temperatures of up to 100°C with derating. The wide selection of industry standard input voltage and output voltage options plus an input to output isolation of 1kVDC or 2kVDC makes these converters suitable for many industrial applications.

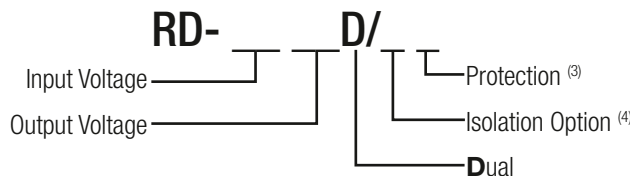
Selection Guide

Part Number	nom. Input Voltage [VDC]	Output Voltage [VDC]	Output Current [mA]	Efficiency typ. ⁽¹⁾ [%]	max. Capacitive Load ⁽²⁾ [µF]
RD-xx05D ^(3,4)	5, 12, 24	±5	±200	75-86	±470
RD-xx12D ^(3,4)	5, 12, 24	±12	±84	81-85	±330
RD-xx15D ^(3,4)	5, 12, 24	±15	±66	82-86	±330
RD-xx24D ^(3,4)	5, 12, 24	±24	±42	82-86	±100

Notes:

- Note1: Efficiency is tested at nominal input and full load at +25°C ambient
 Note2: Max Cap Load is tested at nominal input and full resistive load and is defined as the capacitive load that will allow start up in under 1s without damage to the converter

Model Numbering



Notes:

- Note3: standard part is without Continuous Short Circuit Protection
 add suffix „/P“ for Continuous Short Circuit Protection
 Note4: add suffix „/H“ for 2kVDC Isolation
 or add suffix „/HP“ for Continuous Short Circuit Protection and 2kVDC Isolation

Ordering Examples:

- RD-123.3D/P: 12V Input Voltage, ±3.3V Output Voltage, Dual Output with continuous short circuit protection
 RD-0509D/HP: 5V Input Voltage, ±9V Output Voltage, Dual Output with 2kVDC Isolation and continuous short circuit protection

Specifications (measured @ Ta= 25°C, nom. Vin and full load unless otherwise stated)

BASIC CHARACTERISTICS

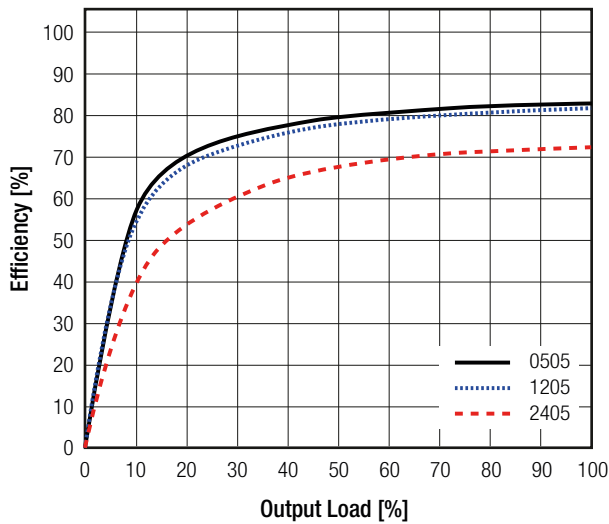
Parameter	Condition	Min.	Typ.	Max.
Input Voltage Range			±10%	
Minimum Load ⁽⁵⁾		0%		
Internal Operating Frequency		20kHz	50kHz	85kHz
Output Ripple and Noise	20MHz BW			150mVp-p

Notes:

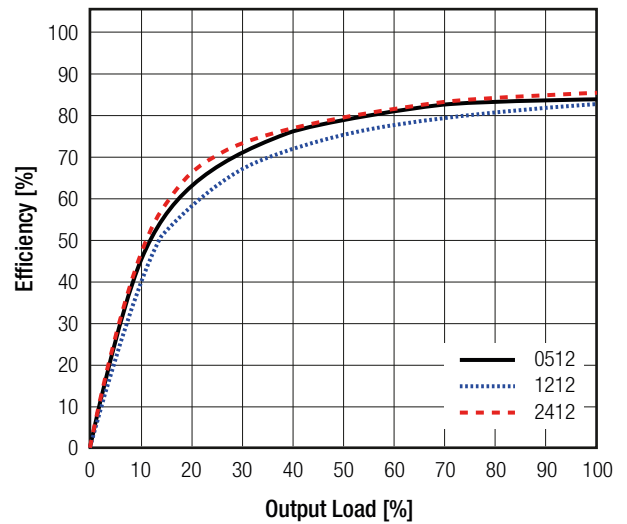
Note5: Operation below 10% load will not harm the converter, but specifications may not be met

Efficiency vs. Load

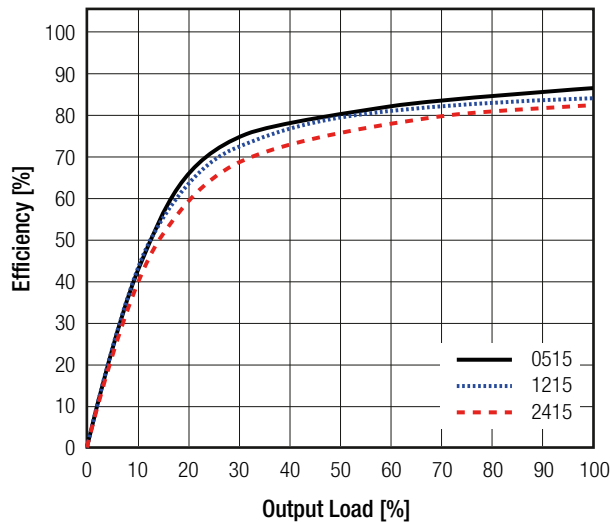
RD-xx05D



RD-xx12D



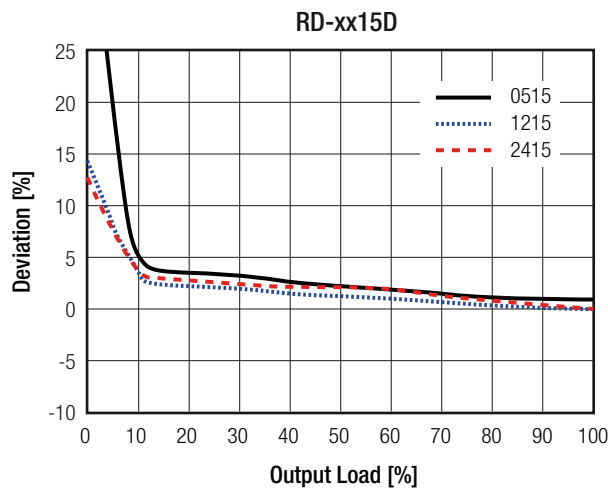
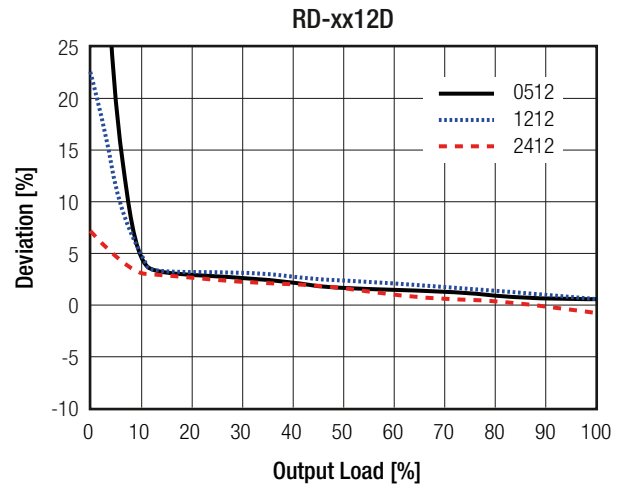
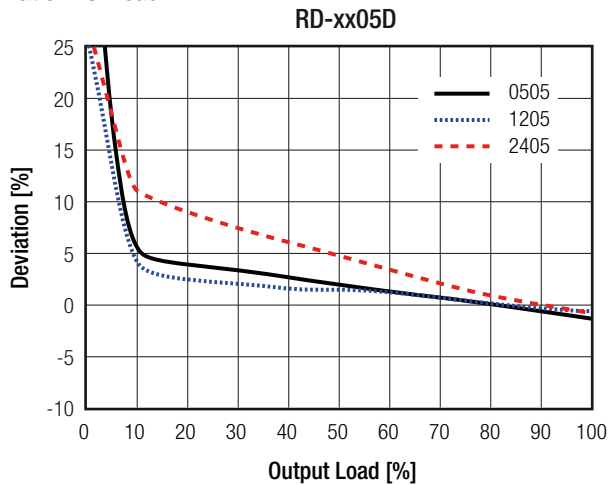
RD-xx15D



Specifications (measured @ Ta= 25°C, nom. Vin and full load unless otherwise stated)

REGULATIONS			
Parameter	Condition		Value
Output Accuracy			±5.0% max.
Line Regulation	low line to high line, full load		±1.2% of 1.0% Vin typ.
Load Regulation	10% to 100% load	5Vout	15.0% max.
		12, 15 and 24Vout	10.0% max.

Deviation vs. Load



PROTECTIONS			
Parameter	Type		Value
Short Circuit Protection (SCP)	without suffix		1 second
	with suffix "/P"		continuous
Isolation Voltage ⁽⁶⁾	I/P to O/P	without suffix	tested for 1 second rated for 1 minute 1kVDC 500VAC/60Hz
		with suffix "/H"	tested for 1 second rated for 1 minute 2kVDC 1kVAC/60Hz
Isolation Resistance			10GΩ min.
Isolation Capacitance			40pF min. /115pF max.
Insulation Grade			basic

Notes:

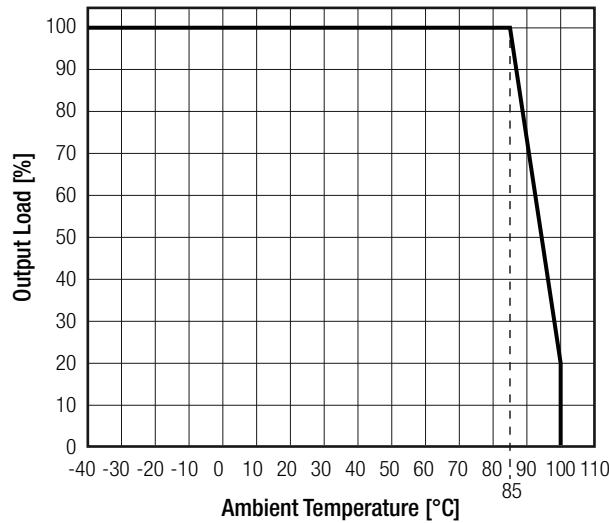
Note6: For repeat Hi-Pot testing, reduce the time and/or the test voltage

Note7: Refer to local wiring regulations if input over-current protection is also required. Recommended fuse: T2A slow blow type

Specifications (measured @ Ta= 25°C, nom. Vin and full load unless otherwise stated)

ENVIRONMENTAL			
Parameter	Condition	Value	
Operating Temperature Range	full load @ free air convection (see graph)	-40°C to +85°C	
Operating Altitude		2000m	
Operating Humidity	non-condensing	95% RH max.	
Pollution Degree		PD2	
MTBF	according to MIL-HDBK-217F, G.B.	+25°C	18300 x 10 ³ hours
		+85°C	8070 x 10 ³ hours

Derating Graph
(@ free air convection)

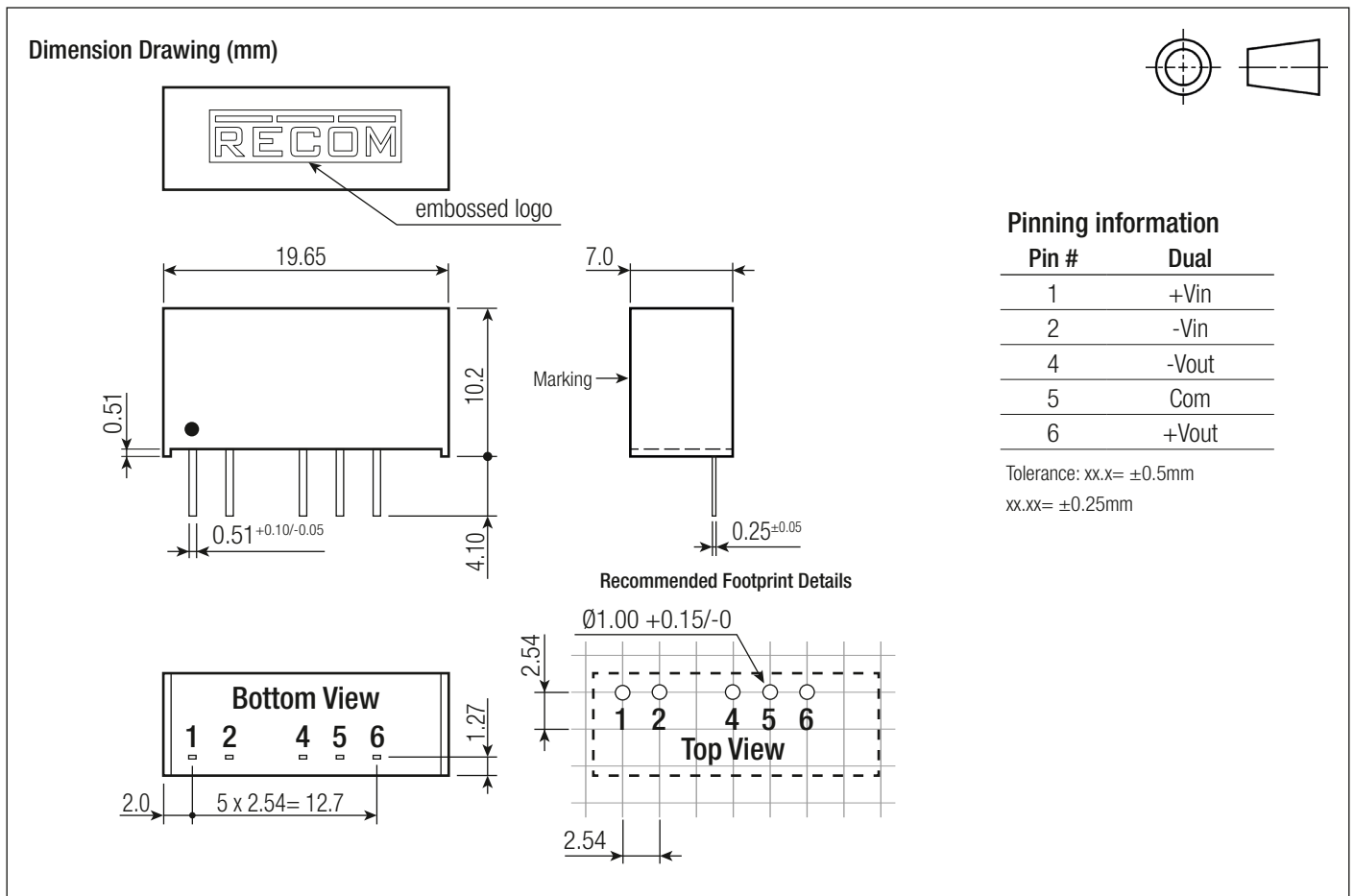


SAFETY AND CERTIFICATIONS		
Certificate Type (Safety)	Report / File Number	Standard
Information Technology Equipment, General Requirements for Safety	1602031	IEC60950-1:2005, 2nd Edition + A2:2013 EN60950-1:2006 + A2:2013
EAC	RU-AT.49.09571	TP TC 004/2011
RoHs 2+		RoHS-2011/65/EU + AM-2015/863

DIMENSION AND PHYSICAL CHARACTERISTICS		
Parameter	Type	Value
Material	case	non-conductive black plastic (JL94 V-1)
	potting	epoxy, (JL94 V-0)
	PCB	FR4, (JL94 V-0)
Dimension (LxWxH)		19.65x 7.05 x 10.2mm
Weight		2.8g typ.

continued on next page

Specifications (measured @ Ta= 25°C, nom. Vin and full load unless otherwise stated)





PACKAGING INFORMATION

Parameter	Type	Value
Packaging Dimension (LxWxH)	tube	520.0 x 16.0 x 9.0mm
Packaging Quantity	tube	25pcs
Storage Temperature Range		-55°C to +125°C
Storage Humidity		95% RH max.

The product information and specifications may be subject to changes even without prior written notice. The product has been designed for various applications; its suitability lies in the responsibility of each customer. The products are not authorized for use in safety-critical applications without RECOM's explicit written consent. A safety-critical application is an application where a failure may reasonably be expected to endanger or cause loss of life, inflict bodily harm or damage property. The applicant shall indemnify and hold harmless RECOM, its affiliated companies and its representatives against any damage claims in connection with the unauthorized use of RECOM products in such safety-critical applications.

Looking for pricing, stock, or lifecycle information?

Click below to explore more details on WIN SOURCE:

-  [View RD-2405D/HP on WIN SOURCE](#)
-  [Recom Power Information](#)

Optimize Your Supply Chain with WIN SOURCE Solutions

-  Global Sourcing Solution
-  Obsolete Management
-  Cost Control Management
-  Shortage Management
-  Alternative Solution
-  Excess Inventory Management