



**THE DATASHEET OF
8690150000**



**RIDERSERIES
RCM570S15**

Weidmüller Interface GmbH & Co. KG
 Klingenbergstraße 16
 D-32758 Detmold
 Germany
 Fon: +49 5231 14-0
 Fax: +49 5231 14-292083
 www.weidmueller.com



Standard relays in the RIDERSERIES RCM

- 4 CO contacts
- Optionally AC or DC coils
- with test button
- Comes optionally with integrated status display and/or free-wheel diode

General ordering data

Order No.	8690150000
Type	RCM570S15
Version	RIDERSERIES, Relais, No. of contacts: 4, CO contact with test button, AgNi 90/10, Rated control voltage: 115 V AC, Continuous current: 6 A, Plug-in connection
GTIN (EAN)	4032248360802
Qty.	10 pc(s).

**RIDERSERIES
RCM570S15**

Weidmüller Interface GmbH & Co. KG
 Klingenbergstraße 16
 D-32758 Detmold
 Germany
 Fon: +49 5231 14-0
 Fax: +49 5231 14-292083
 www.weidmueller.com

Technical data
Ratings

Conductor connection system	Plug-in connection	Humidity	40 °C / 93 % rel. humidity, no condensation
UL 94 flammability rating	V-0		

Dimensions and weights

Width	22.5 mm	Height	28 mm
Depth	29 mm	Net weight	28.2 g

Temperatures

Operating temperature	-40 °C...+70 °C	Storage temperature	-40 °C...+85 °C
-----------------------	-----------------	---------------------	-----------------

Input

Rated control voltage	115 V AC	Rated current AC	8.8 mA
Coil resistance	4,845 Ω ±12 %	Power rating	1.0 VA
Response / drop-out voltage AC coil	92 V / 34.5 V	Status indicator	red LED

Output

Rated switching voltage	240 V AC	Max. switching voltage, AC	240 V
Continuous current	6 A	making current	12 A / 20 ms
Max. switching power	1500 VA	Response time	15 ms / 10 ms
Min. switching power	100 mA / 5 V, 10 V / 10 mA, 24 V / 1 mA	Max. switching frequency at rated load	0.1 Hz

Contact specifications

No. of contacts	4	Contact design	CO contact with test button
Contact material	AgNi 90/10	Mechanical service life	AC coil 20 x 10 ⁶ Switching cycles, DC coil 30 x 10 ⁶ Switching cycles

Insulation coordination

Rated voltage	250 V	Clearance and creepage distances for control side - load side	≥ 4 mm
Dielectric strength for control side - load side	2.5 KV _{eff} / 1 min.	Impulse withstand voltage	5 kV (1.2/50 μs)
Protection degree	IP 20	Insulating material group	IIIa

Other technical data

Version	with LED	Status indicator	red LED
---------	----------	------------------	---------

Further details of approvals / standards

Standards	IEC 61810-1, UL508
-----------	--------------------

**RIDERSERIES
RCM570S15**

Weidmüller Interface GmbH & Co. KG
Klingenbergstraße 16
D-32758 Detmold
Germany
Fon: +49 5231 14-0
Fax: +49 5231 14-292083
www.weidmueller.com

Technical data**Classifications**

ETIM 2.0	EC001437	ETIM 3.0	EC001437
UNSPSC	30-21-19-17	eClass 4.1	40-02-06-14
eClass 5.1	27-37-16-01	eClass 6.0	27-37-16-01
eClass 7.0	27-37-16-01		

Approvals

Approvals

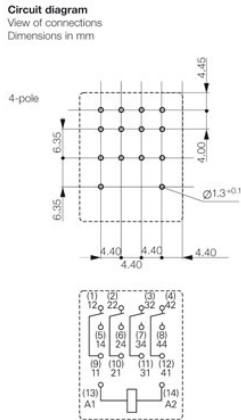
**Downloads**Declaration of Conformity [K295_12_10.pdf](#)

**RIDERSERIES
RCM570S15**

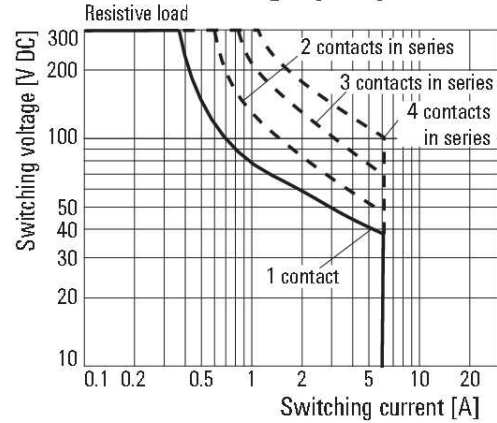
Weidmüller Interface GmbH & Co. KG
 Klingenbergstraße 16
 D-32758 Detmold
 Germany
 Fon: +49 5231 14-0
 Fax: +49 5231 14-292083
 www.weidmueller.com

Drawings

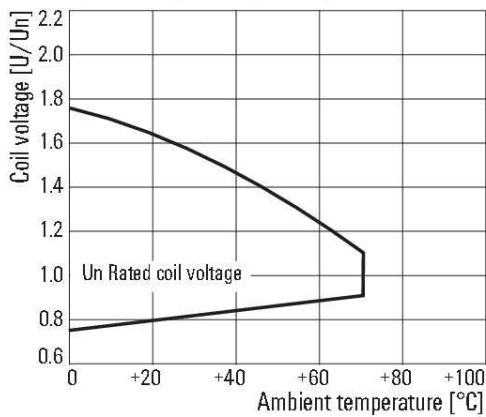
Electric symbol



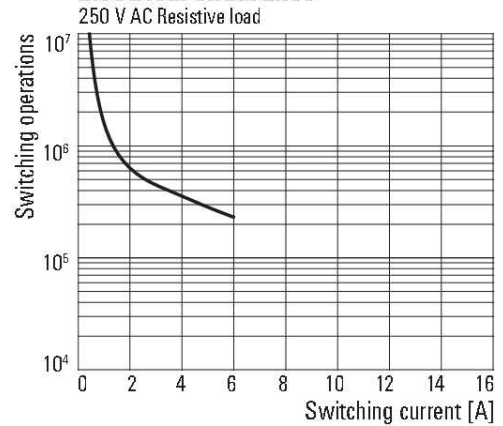
DC load breaking capacity



Operating voltage range AC





Electrical endurance



Looking for pricing, stock, or lifecycle information?

Click below to explore more details on WIN SOURCE:

-  [View 8690150000 on WIN SOURCE](#)
-  [Weidmuller Information](#)

Optimize Your Supply Chain with WIN SOURCE Solutions

-  Global Sourcing Solution
-  Obsolete Management
-  Cost Control Management
-  Shortage Management
-  Alternative Solution
-  Excess Inventory Management