



**THE DATASHEET OF
QTH-030-01-C-D-A-K-TR**





(0.50 mm) .0197" PITCH • QTH/QSH SERIES

QTH
Board Mates:
QSH

QSH
Board Mates:
QTH

QTH/QSH
Cable Mates:
HQCD, HQDP

Standoffs:
SO

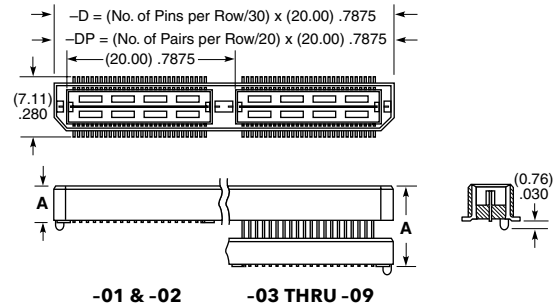
QTH	PINS PER ROW NO. OF PAIRS	LEAD STYLE	PLATING OPTION	TYPE	A	OTHER OPTIONS	"X"R
	-030, -060, -090 (60 total pins per bank = -D)	Specify LEAD STYLE from chart	-F = Gold flash on contact, Matte Tin on tail	-D = Single-Ended		-K = (7.00 mm) .275" DIA Polyimide film Pick & Place Pad (Not available with -05 & -07 lead style)	Leave blank for Tray Packaging
	-020, -040, -060 (20 pairs per bank = -D-DP)		-L = 10 μ" (0.25 μm) Gold on contact, Matte Tin on tail	-D-DP = Differential Pair (-01 only)		-L = Latching Option (-01 lead style only) (Not available on -060 (-D-DP) & -090)	-TR =Tape & Reel (Not available with -05 & -07 lead style)
			-C = 50 μ" (1.27 μm) Electro-Polished Selective Gold on contact, Matte Tin on tail (passes 10 year MFG testing)				-FR = Full Reel Tape & Reel (must order max. quantity per reel; contact Samtec for quantity breaks) (Not available with -05 & -07 lead style)

SPECIFICATIONS

Insulator Material:
Liquid Crystal Polymer
Contact Material:
Phosphor Bronze
Plating:
Au or Sn over 50 μ" (1.27 μm) Ni
Current Rating:
Contact:
2 A per pin (2 pins powered)
Ground Plane:
25 A per ground plane (1 ground plane powered)
Operating Temp Range:
-55 °C to +125 °C
Voltage Rating:
175 VAC (5 mm Stack Height)
Max Cycles:
100

QTH LEAD STYLE	A	HEIGHT WITH QSH*
-01	(4.27) .168	(5.00) .197
-02	(7.26) .286	(8.00) .315
-03	(10.27) .404	(11.00) .433
-04	(15.25) .600	(16.00) .630
-05	(18.26) .718	(19.00) .748
-07	(24.24) .954	(25.00) .984
-09	(13.26) .522	(14.00) .551

*Processing conditions will affect mated height. See SO Series for board space tolerances.



PROCESSING

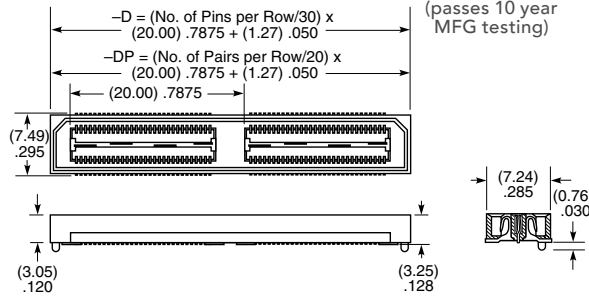
Lead-Free Solderable:
Yes
SMT Lead Coplanarity:
(0.10 mm) .004" max (030-060)
(0.15 mm) .006" max (090)*
*(.004" stencil solution may be available; contact ipg@samtec.com)
Board Stacking:
For applications requiring more than two connectors contact ipg@samtec.com

STANDARDS

PISMO™ 1:
Visit samtec.com/standards for more information.



QSH	PINS PER ROW NO. OF PAIRS	01	PLATING OPTION	TYPE	A	OTHER OPTIONS	"X"R
	-030, -060, -090 (60 total pins per bank = -D)		-F = Gold flash on contact, Matte Tin on tail	-D = Single-Ended		-K = (8.25 mm) .325" DIA Polyimide film Pick & Place Pad	Leave blank for Tray Packaging
	-020, -040, -060 (20 pairs per bank = -D-DP)		-L = 10 μ" (0.25 μm) Gold on contact, Matte Tin on tail	-D-DP = Differential Pair		-L = Latching Option (Not available on -060 (-D-DP) & -090)	-TR =Tape & Reel (N/A -05 to -07 lead style)
			-C = 50 μ" (1.27 μm) Electro-Polished Selective Gold on contact, Matte Tin on tail (passes 10 year MFG testing)				-FR = Full Reel Tape & Reel (must order max. quantity per reel; contact Samtec for quantity breaks)





Note:
Some lengths, styles and options are non-standard, non-returnable.

View complete specifications at: samtec.com/QSH

Looking for pricing, stock, or lifecycle information?

Click below to explore more details on WIN SOURCE:

-  [View QTH-030-01-C-D-A-K-TR on WIN SOURCE](#)
-  [Samtec Inc. Information](#)

Optimize Your Supply Chain with WIN SOURCE Solutions

-  Global Sourcing Solution
-  Obsolete Management
-  Cost Control Management
-  Shortage Management
-  Alternative Solution
-  Excess Inventory Management