




**THE DATASHEET OF
QTE-040-01-L-D-A-K-TR**





(0.80 mm) .0315" PITCH • QTE/QSE SERIES

QTE
Board Mates:
QSE

QSE
Board Mates:
QTE

QTE/QSE
Cable Mates:
EQCD, EQDP

Standoffs:
SO

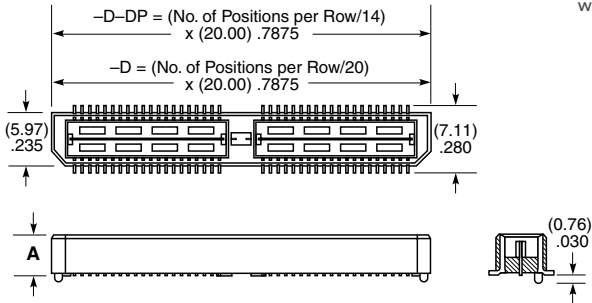
QTE	PINS PER ROW NO. OF PAIRS	LEAD STYLE	PLATING OPTION	TYPE	A	OTHER OPTIONS	"X"R
	-020, -040, -060 (40 total pins per bank = -D)	Specify LEAD STYLE from Chart	-F = Gold flash on contact, Matte Tin on tail -L = 10 μ" (0.25 μm) Gold on contact, Matte Tin on tail -C = 50 μ" (1.27 μm) Electro-Polished Selective Gold on contact, Matte Tin on tail (passes 10 year MFG testing)	-D = Single-Ended -D-DP = Differential Pair (-01 only)		-K = (7.00 mm) .275" DIA Polyimide film Pick & Place Pad -L = Latching Option (N/A on -042 & -060 positions)	Leave blank for Tray Packaging -TR =Tape & Reel (Not available with -05 & -07 lead style) -FR = Full Reel Tape & Reel (must order max. quantity per reel; contact Samtec for quantity breaks) (Not available with -05 & -07 lead style)

SPECIFICATIONS

Insulator Material: Liquid Crystal Polymer
Contact Material: Phosphor Bronze
Plating: Au or Sn over 50 μ" (1.27 μm) Ni
Current Rating: Contact: 2 A per pin (2 pins powered) Ground Plane: 23 A per ground plane (1 ground plane powered)
Operating Temp Range: -55 °C to +125 °C
Voltage Rating: 225 VAC when mated & 5 mm Stack Height
Max Cycles: 100

QTE LEAD STYLE	A	HEIGHT WITH QSE*
-01	(4.27) .168	(5.00) .197
-02	(7.26) .286	(8.00) .315
-03	(10.27) .404	(11.00) .433
-04	(15.25) .600	(16.00) .630
-05	(18.26) .718	(19.00) .748
-07	(24.24) .954	(25.00) .984
-09	(13.26) .522	(14.00) .551

*Processing conditions will affect mated height. See SO Series for board space tolerances.



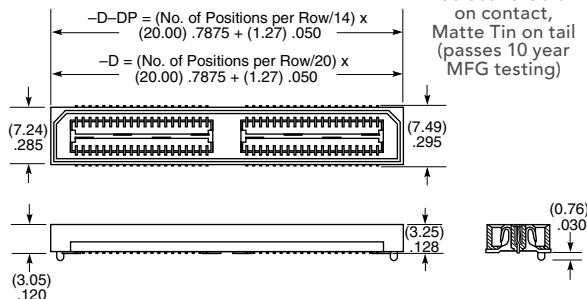
View complete specifications at: samtec.com?QTE

PROCESSING

Lead-Free Solderable: Yes
SMT Lead Coplanarity: (0.10 mm) .004" max (020-060)
Board Stacking: For applications requiring more than two connectors contact ipg@samtec.com



QSE	PINS PER ROW NO. OF PAIRS	01	PLATING OPTION	TYPE	A	OTHER OPTIONS	"X"R
	-020, -040, -060 (40 total pins per bank = -D)		-F = Gold flash on contact, Matte Tin on tail -L = 10 μ" (0.25 μm) Gold on contact, Matte Tin on tail -C = 50 μ" (1.27 μm) Electro-Polished Selective Gold on contact, Matte Tin on tail (passes 10 year MFG testing)	-D = Single-Ended -D-DP = Differential Pair		-GP = Guide Post -K = (8.25 mm) .325" DIA Polyimide Film Pick & Place Pad -L = Latching Option (Not available on -042 & -060 positions)	Leave blank for Tray Packaging -TR =Tape & Reel (40 positions max. with -GP) -FR = Full Reel Tape & Reel (must order max. quantity per reel; contact Samtec for quantity breaks) (40 positions max. with -GP)





Note: Some lengths, styles and options are non-standard, non-returnable.

View complete specifications at: samtec.com?QSE

Looking for pricing, stock, or lifecycle information?

Click below to explore more details on WIN SOURCE:

-  [View QTE-040-01-L-D-A-K-TR on WIN SOURCE](#)
-  [Samtec Inc. Information](#)

Optimize Your Supply Chain with WIN SOURCE Solutions

-  Global Sourcing Solution
-  Obsolete Management
-  Cost Control Management
-  Shortage Management
-  Alternative Solution
-  Excess Inventory Management