



THE DATASHEET OF PS2505-1X



PS2505-1X, PS2505-2X, PS2505-4X
 PS2505-1, PS2505-2, PS2505-4



**HIGH DENSITY A.C. INPUT
 PHOTOTRANSISTOR OPTICALLY
 COUPLED ISOLATORS**

APPROVALS

- UL recognised, File No. E91231
 Package code " EE "

'X' SPECIFICATION APPROVALS

- VDE 0884 in 3 available lead form : -
 - STD
 - G form
 - SMD approved to CECC 00802
- Certified to EN60950 by
 Nemko - Certificate No. P01102465

DESCRIPTION

The PS2505-1, PS2505-2, PS2505-4 series of optically coupled isolators consist of two infrared light emitting diodes connected in inverse parallel and NPN silicon photo transistors in space efficient dual in line plastic packages.

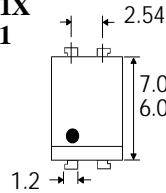
FEATURES

- Options :-
 10mm lead spread - add G after part no.
 Surface mount - add SM after part no.
 Tape & reel - add SMT&R after part no.
- High Isolation Voltage ($5.3kV_{RMS}, 7.5kV_{PK}$)
- AC or polarity insensitive input
- All electrical parameters 100% tested
- Custom electrical selections available

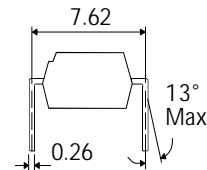
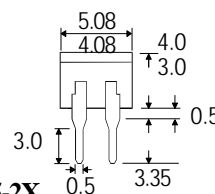
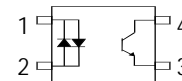
APPLICATIONS

- Computer terminals
- Industrial systems controllers
- Telephone sets, Telephone exchangers
- Signal transmission between systems of different potentials and impedances

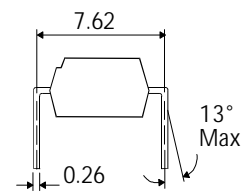
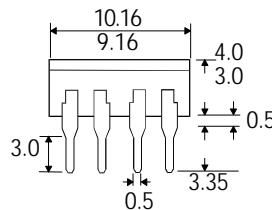
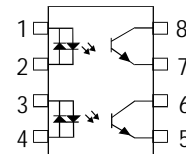
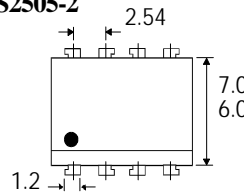
**PS2505-1X
 PS2505-1**



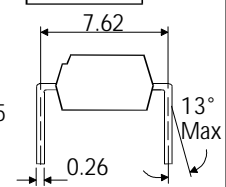
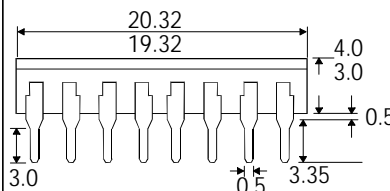
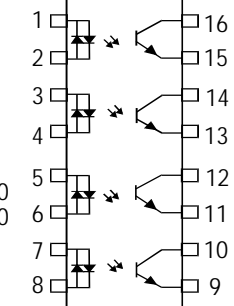
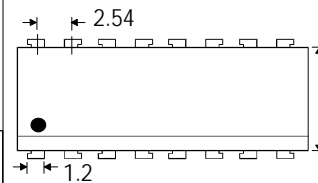
Dimensions in mm



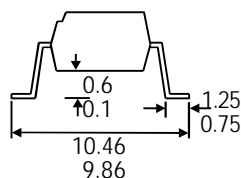
**PS2505-2X
 PS2505-2**



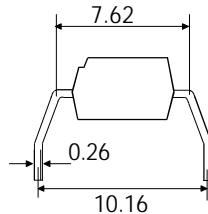
**PS2505-4X
 PS2505-4**



**OPTION SM
 SURFACE MOUNT**



OPTION G



ISOCOM COMPONENTS LTD

Unit 25B, Park View Road West,
 Park View Industrial Estate, Brenda Road
 Hartlepool, Cleveland, TS25 1YD
 Tel: (01429) 863609 Fax : (01429) 863581

ABSOLUTE MAXIMUM RATINGS
(25°C unless otherwise specified)

Storage Temperature ————— -55°C to +125°C
 Operating Temperature ————— -30°C to +100°C
 Lead Soldering Temperature
 (1/16 inch (1.6mm) from case for 10 secs) 260°C

INPUT DIODE

Forward Current ————— ±50mA
 Power Dissipation ————— 70mW

OUTPUT TRANSISTOR

Collector-emitter Voltage BV_{CEO} ——— 80V
 Emitter-collector Voltage BV_{ECO} ——— 6V
 Collector Current ————— 50mA
 Power Dissipation ————— 150mW

POWER DISSIPATION

Total Power Dissipation ————— 200mW
 (derate linearly 2.67mW/°C above 25°C)

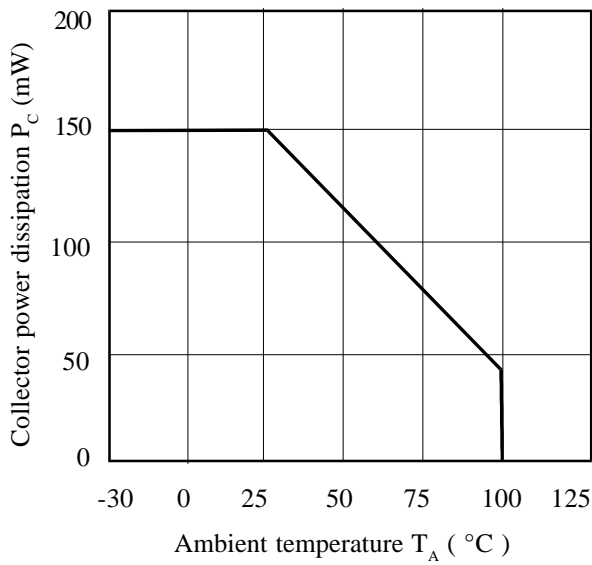
ELECTRICAL CHARACTERISTICS ($T_A = 25^\circ\text{C}$ Unless otherwise noted)

PARAMETER		MIN	TYP	MAX	UNITS	TEST CONDITION
Input	Forward Voltage (V_F)		1.2	1.4	V	$I_F = \pm 10\text{mA}$
Output	Collector-emitter Breakdown (BV_{CEO}) (Note 2)	80			V	$I_C = 1\text{mA}$
	Emitter-collector Breakdown (BV_{ECO})	6			V	$I_E = 100\mu\text{A}$
	Collector-emitter Dark Current (I_{CEO})			100	nA	$V_{CE} = 20\text{V}$
Coupled	Current Transfer Ratio (CTR) (Note 2) PS2505-1, PS2505-2, PS2505-4	80		600	%	$\pm 5\text{mA} I_F, 5\text{V } V_{CE}$
	Collector-emitter Saturation Voltage $V_{CE(SAT)}$			0.3	V	$\pm 10\text{mA} I_F, 2\text{mA} I_C$
	Input to Output Isolation Voltage V_{ISO}	5300 7500			V_{RMS} V_{PK}	See note 1 See note 1
	Input-output Isolation Resistance R_{ISO}	5×10^{10}			Ω	$V_{IO} = 500\text{V}$ (note 1)
	Output Rise Time t_r Output Fall Time t_f		4 3		μs μs	$V_{CE} = 2\text{V},$ $I_C = 2\text{mA}, R_L = 100\Omega$

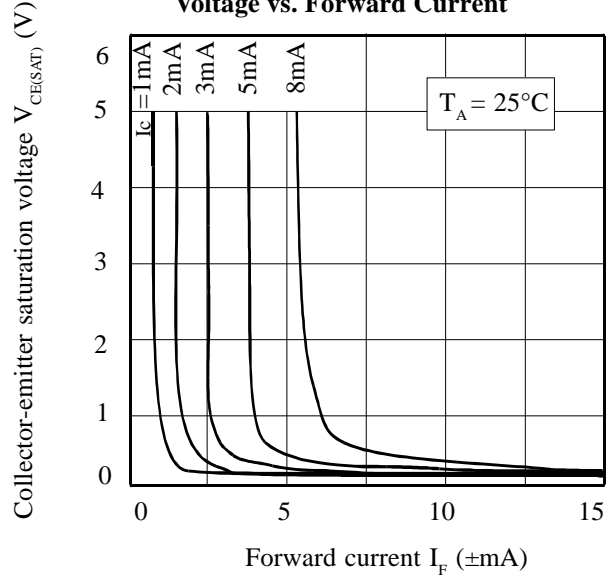
Note 1 Measured with input leads shorted together and output leads shorted together.

Note 2 Special Selections are available on request. Please consult the factory

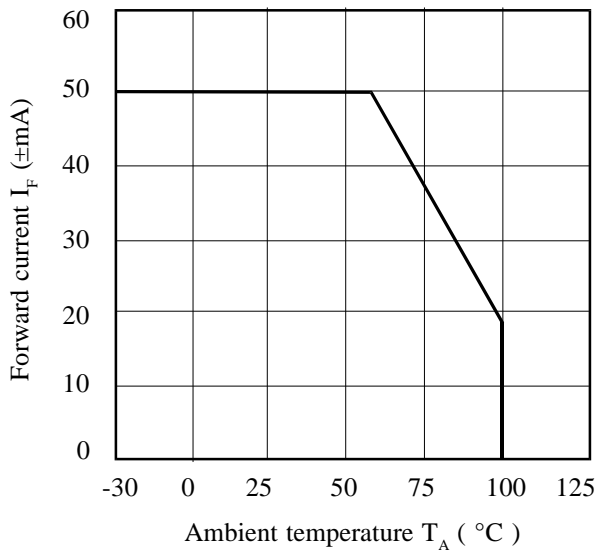
Collector Power Dissipation vs. Ambient Temperature



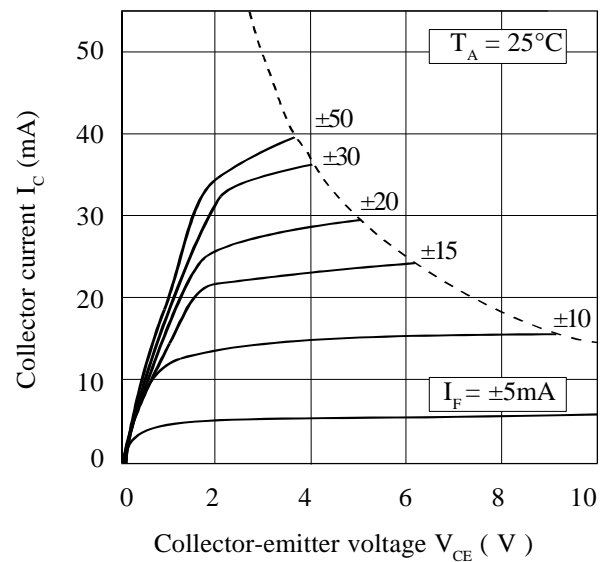
Collector-emitter Saturation Voltage vs. Forward Current



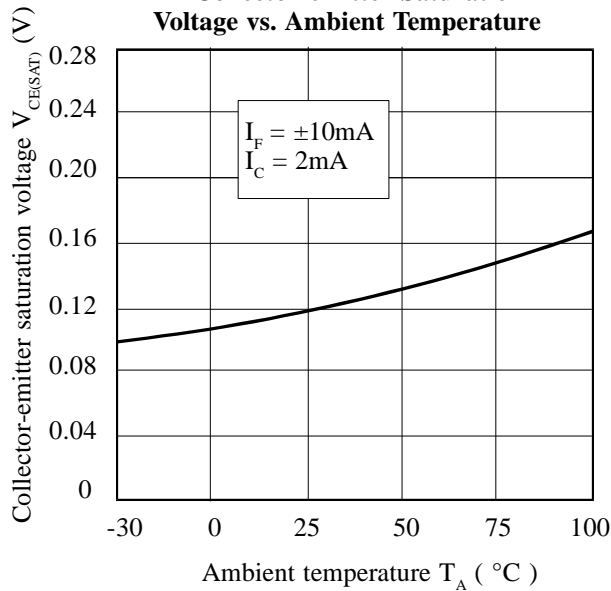
Forward Current vs. Ambient Temperature



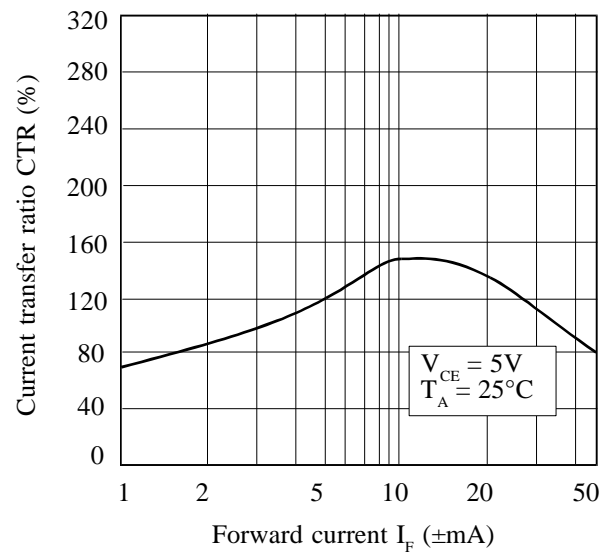
Collector Current vs. Collector-emitter Voltage



Collector-emitter Saturation Voltage vs. Ambient Temperature



Current Transfer Ratio vs. Forward Current



Looking for pricing, stock, or lifecycle information?

Click below to explore more details on WIN SOURCE:

- [View PS2505-1X on WIN SOURCE](#)
- [Isocom Components 2004 LTD Information](#)

Optimize Your Supply Chain with WIN SOURCE Solutions

- ✓ Global Sourcing Solution
- ✓ Obsolete Management
- ✓ Cost Control Management
- ✓ Shortage Management
- ✓ Alternative Solution
- ✓ Excess Inventory Management