



**THE DATASHEET OF
PESD1206Q-140**




Specification Status: Released

Not to be used for new designs. For new design please contact Tyco Electronics Sales

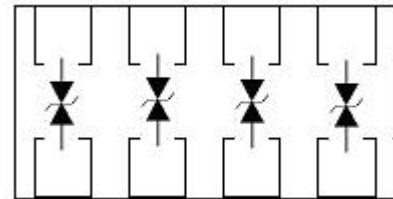
BENEFITS

- Suitable for high speed data transmission applications
- Board space savings
- Help to protect sensitive electronic circuits against damage from electrostatic discharge (ESD) events
- Assist equipment to pass IEC 61000-4-2, level 4 testing



FEATURES

- Thick film technology
- Low capacitance (0.25 pF typical)
- Low clamping voltage
- Capable of withstanding numerous ESD strikes
- Compatible with standard reflow installation procedures
- Bi-directional protection



APPLICATIONS

- Cellular Phones

Caution: This part is not intended to be used under bias, nor for application with a power bus.

MATERIALS INFORMATION

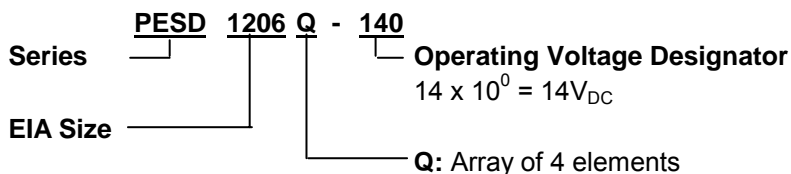
ROHS Compliant

Directive 2002/95/EC
Compliant

ELV Compliant

Directive 2000/53/EC
Compliant

PART NUMBERING



The operating voltage is used to measure leakage current @ 1s

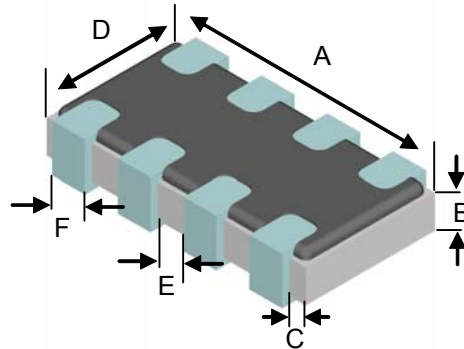
ESD Protector Overvoltage Protection Device

Raychem Circuit Protection Products

PRODUCT: PESD1206Q-140

DOCUMENT: SCD 26108
REV LETTER: I
REV DATE: DECEMBER 7, 2007
PAGE NO.: 3 OF 6

DIMENSIONS



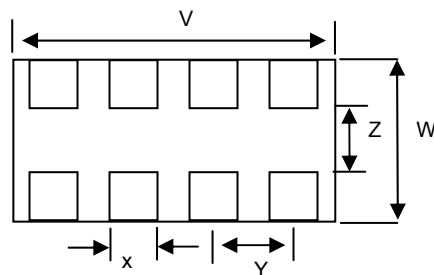
Drawing Not To Scale

Length A		Height B		End Terminal Width C		Width D		Width E		Width F		
MIN	MAX	MIN	MAX	MIN	MAX	MIN	MAX	MIN	MAX	MIN	MAX	
mm:	3.0	3.4	0.4	0.6	0.1	0.3	1.4	1.8	0.2	0.6	0.2	0.6
in*:	(0.118)	(0.134)	(0.016)	(0.024)	(0.004)	(0.012)	(0.055)	(0.071)	(0.008)	(0.024)	(0.008)	(0.024)

*Rounded off approximation

RECOMMENDED LAND PATTERN:

Solder thickness 0.15 to 0.2mm

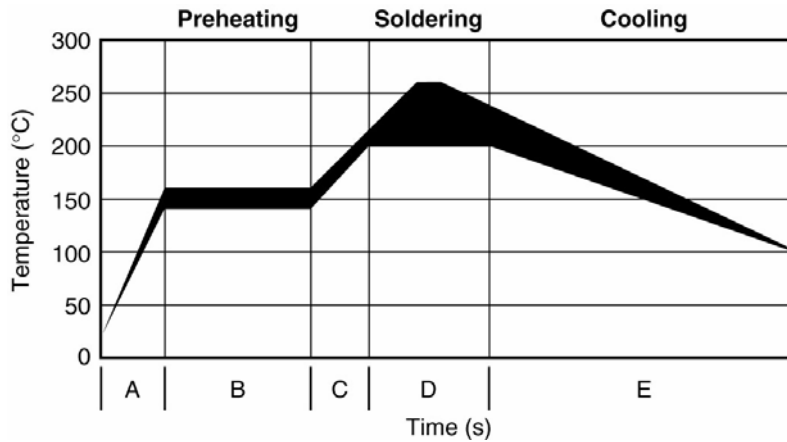


	V Ref	W Ref	X Ref	Y Ref	Z Ref
mm:	3.2 ± 0.2	2.2 ± 0.2	0.50 ± 0.1	0.8 ± 0.2	1.0 ± 0.1
in*:	(0.13 ± 0.008)	(0.10 ± 0.008)	(0.02 ± 0.004)	(0.03 ± 0.008)	(0.04 ± 0.004)

*Rounded off approximation.

SOLDER REFLOW RECOMMENDATIONS:

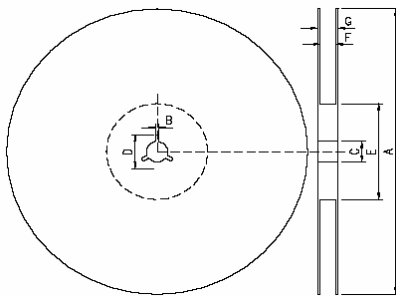
A	Temperature ramp up 1	From ambient to Preheating temperature	30s to 60s
B	Preheating	140°C - 160°C	60s to 120s
C	Temperature ramp up 2	From Preheating to Main heating temperature	20s to 40s
D	Main heating	at 200°C at 220°C at 240°C at 260°C	60s ~ 70s 50s ~ 60s 30s ~ 40s 5s ~ 10s
E	Cooling	From main heating temperature to 100°C	max 4°C/s



PACKAGING

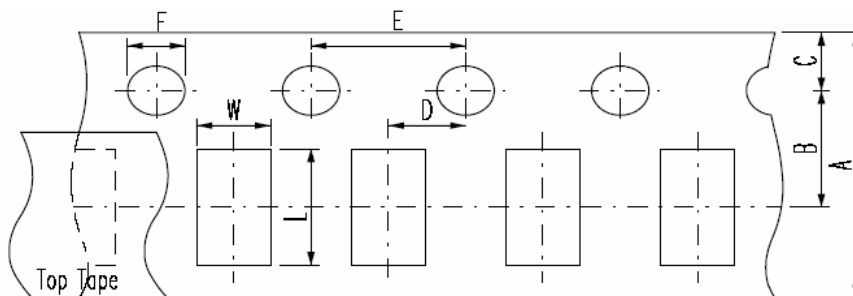
Packaging	Tape & Reel	Standard Box
PESD1206Q-140	5,000	25,000

EIA referenced Reel Dimensions for PESD Devices



Reel Dimensions (mm):

	A	B	C	D	E	F	G
1206 Devices	178.0±2.0	2.0±0.5	13.0±0.5	21.0±0.8	62.0±1.5	9.0±0.5	13.0±1.0



Carrier Dimensions (mm):

	A	B	C	D	E	F	L	W	T ¹
1206 Devices	8.0±0.3	3.5±0.05	1.75±0.1	2.0±0.05	4.0±0.1	1.5±0.1	3.5±0.2	1.9±0.20	0.75±0.05

Product Orientation – always face up (meaning the substrate is at the bottom), but parts do not have polarity mark.

POST REFLOW, CLEANING CONDITIONS

A 5% saponifier combined with water during wash.

For Ultrasonic process water temperature should be at 50°C and board should be submerged for a minimum of one minute in the solutions, then rinse and dry.

For in-line washing, the temperature of the water sprayed should be at 110°C, rinse and drying is done in-line.



Warning: Application Limitations for PESD1206Q-140. This part is not intended to be used under bias, nor for power bus applications. Users should independently evaluate the suitability of and test each product selected for their own applications

Information furnished is believed to be accurate and reliable. However, users should independently evaluate the suitability of and test each product selected for their own applications. Tyco Electronics reserves the right to change or update, without notice, any information contained in this publication; to change, without notice, the design, construction, processing, or specification of any product; and to discontinue or limit production or distribution of any product. This publication supersedes and replaces all information previously supplied. Without expressed or written consent by an officer of Tyco Electronics, Tyco Electronics does not authorize the use of any of its products as components in nuclear facility applications, aerospace, or in critical life support devices or systems. Tyco Electronics expressly disclaims all implied warranties regarding the information contained herein, including, but not limited to, any implied warranties of merchantability or fitness for a particular purpose. Tyco Electronics' only obligations are those in the Tyco Electronics Standard Terms and Conditions of Sale and in no case will Tyco Electronics be liable for any incidental, indirect, or consequential damages arising from the sale, resale, use, or misuse of its products.

Looking for pricing, stock, or lifecycle information?

Click below to explore more details on WIN SOURCE:

 [View PESD1206Q-140 on WIN SOURCE](#)

 [Littelfuse Inc. Information](#)

Optimize Your Supply Chain with WIN SOURCE Solutions

-  Global Sourcing Solution
-  Obsolete Management
-  Cost Control Management
-  Shortage Management
-  Alternative Solution
-  Excess Inventory Management