



**THE DATASHEET OF
PE-1008CD331JTT**



RF Chip Inductor Guide

Wire Wound and Multi-Layer - 0402, 0603, 0805, 1008



RF CHIP INDUCTORS

Pulse Electronics Networking's range of chip technology based products include inductors, chokes and suppression beads in a variety of materials, sizes and values providing the optimum performance fit for today's challenging circuit designs.

This short selection guide provides a starting point in the design process for choosing the right sized product and solution for common and differential noise filtering and EMI suppression on signal, data and power lines.

The products are split into the following main family categories:

RF Inductors:

The ceramic core "CD" wire wound series offers four sizes for use filtering at High RF Frequency with high Q and are available in either +/-5% or +/-2% tolerance bands. Available in a selection of values from 1.0nH to 4.7uH and a wide operating temperature range from -40°C to +125°C.

The ferrite core "FT" wire wound series offers three sizes with higher inductance in each size than both the ceramic and multi-layer families and support a +/-5% tolerance band. Available in a selection of values from 22nH to 68.0uH and a wide operating temperature range from -40°C to +125°C.


Multi-Layer Inductors:

The "CL" monolithic ceramic series offers four sizes with low DC resistance and high Q, in the case of the "0402CL" series. This series supports a wider operating temperature range from -55°C to +125°C and are available in selected inductance values from 1.0nH to 6.3nH or 6.8nH to 120nH in +/-0.3nH and +/-5% tolerance bands respectively.

The larger "CLH" series are a magnetically shielded, ceramic monolithic range and offer low DC resistance for higher DC bias current handling for Power Lines and Point of Load Inductors. Available in a selection of values from 0.47uH to 4.7uH and operating temperature range -40°C to +125°C.

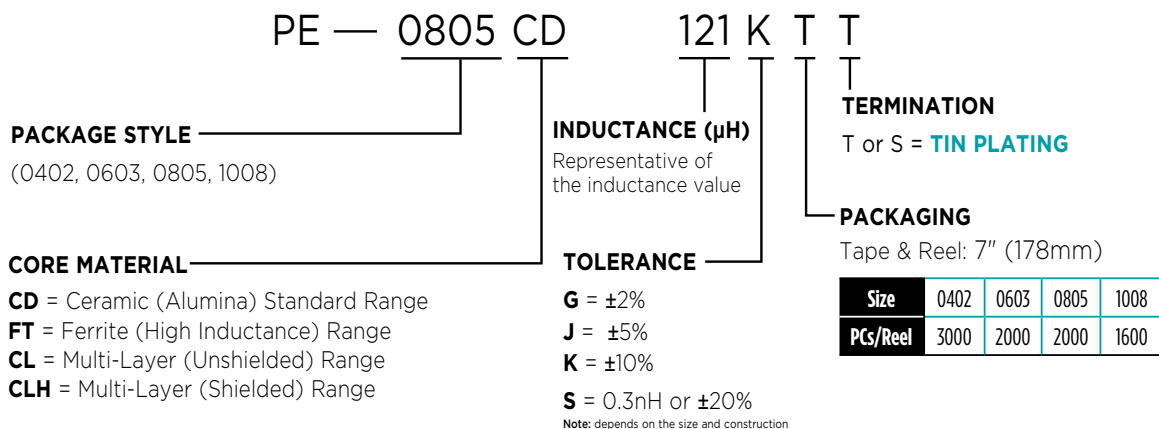


Multi-Layer Chip Inductors



Wire Wound Chip Inductors

PART NUMBER LEGEND

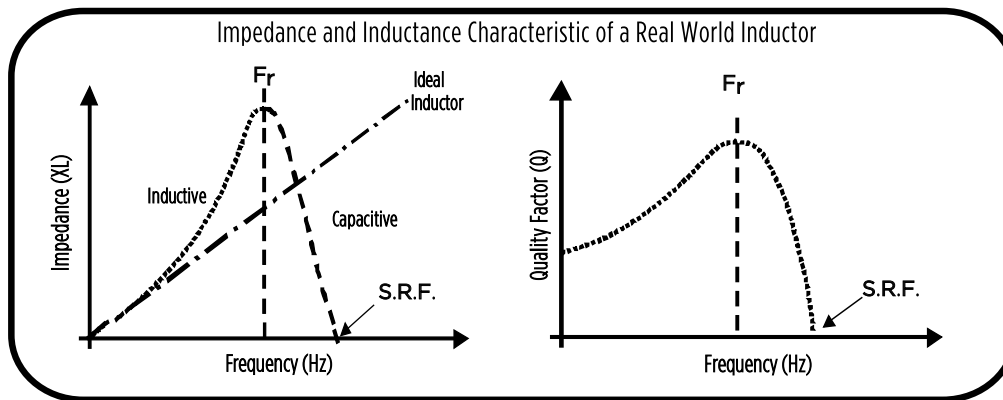


RF CHIP INDUCTORS

PRODUCT APPLICATIONS

Wire wound RF inductors are designed on miniature ceramic or ferrite core bases and are used for applications with frequencies mainly >50MHz. They exhibit low inductance and high Q values, or on ferrite cores, for lower frequencies, the flux linkage between the turns of the coil dramatically increase the inductance value for the same size.

Inductors at low frequencies conform to the idea path - see the curves below, but then soon migrate as the reactance (XL) increases much faster than the inductance until it reaches its parallel resonant frequency (Fr). Above Fr and the component behaves in a capacitive manor and reactance drops sharply. This can also be seen in the published performance curves for Q versus frequency. They also gives an indication to suppression performance, since Q factor is the ratio of Reactance (XL) over series resistance (Rs)



When selecting an RF inductor for real life applications the working or central frequency (Fc) should be a magnitude of 10 below the listed SFR and preferably not more then half the Fr value. Another key factor when selecting RF or miniature power line inductors, is the current handling capability as the inductance droops or "derates" with increasing current and is dissipated as heat which may cause unexpected performance issues over time. These parts can also be used for suppression as well as filtering as they exhibit high impedances at 100MHz

Full Data sheets containing the whole range can be downloaded by clicking on the highlighted links in the table below

INDUCTANCE RANGE SELECTOIN FOR CERAMIC, FERRITE AND MULTI-LAYER SERIES INDUCTORS

Part Number	Size	Construction	Inductance Range	Inductance (xH)
PE-0402CD	0402	Wirewound Ceramic	1.0 to 120	
PE-0402FT	0402	Wirewound Ferrite	22 to 560	
PE-0603CD	0603	Wirewound Ceramic	1.7 to 390	
PE-0603FT	0603	Wirewound Ferrite	47 to 22,000	
PE-0805CD	0805	Wirewound Ceramic	3.3 to 1,200	
PE-0805FT	0805	Wirewound Ferrite	1,000 to 68,000	
PE-1008CD	1008	Wirewound Ceramic	10 to 4,700	
PE-0402CL	0402	Multi-layer Ceramic	1.0 to 120	
PE-0603CLH	0603	Multi-layer Ceramic	220 to 2,200	
PE-0805CLH	0805	Multi-layer Ceramic	470 to 4,700	
PE-1008CLH	1008	Multi-layer Ceramic	470 to 4,700	

For More Information:

Americas - prodinfonetworkamericas@pulseelectronics.com | **Europe** - comms-Apps-Europe@pulseelectronics.com | **Asia** - prodinfonetworkapac@pulseelectronics.com

Performance warranty of products offered on this data sheet is limited to the parameters specified. Data is subject to change without notice. Other brand and product names mentioned herein may be trademarks or registered trademarks of their respective owners. © Copyright, 2021. Pulse Electronics, Inc. All rights reserved.

Looking for pricing, stock, or lifecycle information?

Click below to explore more details on WIN SOURCE:

 [View PE-1008CD331JTT on WIN SOURCE](#)

 [Pulse Information](#)

Optimize Your Supply Chain with WIN SOURCE Solutions

-  Global Sourcing Solution
-  Obsolete Management
-  Cost Control Management
-  Shortage Management
-  Alternative Solution
-  Excess Inventory Management