



# THE DATASHEET OF P2500SC



## LCAS Asymmetrical Discrete Device



These DO-214AA *SIDACtor* devices are intended for LCAS (Line Circuit Access Switch) applications that require asymmetrical protection in discrete (individual) packages. They enable the protected equipment to meet various regulatory requirements including GR 1089, ITU K.20, K.21, K.45, IEG 60950, UL 60950, and TIA-968-A (formerly known as FCC Part 68).

### Electrical Parameters

Part Number *	V <sub>DRM</sub> Volts	V <sub>S</sub> Volts	V <sub>T</sub> Volts	I <sub>DRM</sub> $\mu$ Amps	I <sub>S</sub> mAmps	I <sub>T</sub> Amps	I <sub>H</sub> mAmps	C <sub>O</sub> pF
P1200S_	100	130	4	5	800	2.2	120	40
P2000S_	180	220	4	5	800	2.2	120	30
P2500S_	230	290	4	5	800	2.2	120	30

\* For individual "SA", "SB", and "SC" surge ratings, see table below.

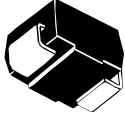
#### General Notes:

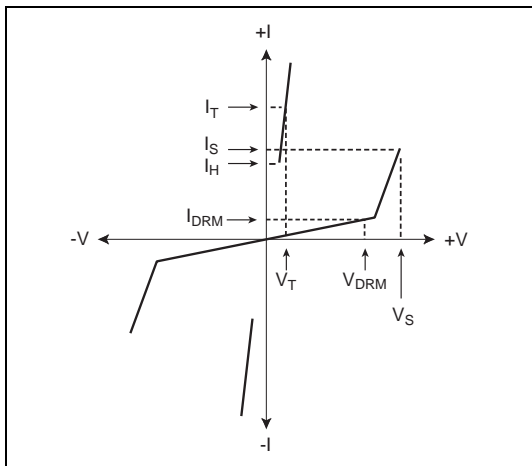
- All measurements are made at an ambient temperature of 25 °C. I<sub>PP</sub> applies to -40 °C through +85 °C temperature range.
- I<sub>PP</sub> is a repetitive surge rating and is guaranteed for the life of the product.
- Listed *SIDACtor* devices are bi-directional. All electrical parameters and surge ratings apply to forward and reverse polarities.
- V<sub>DRM</sub> is measured at I<sub>DRM</sub>.
- V<sub>S</sub> is measured at 100 V/ $\mu$ s.
- Special voltage (V<sub>S</sub> and V<sub>DRM</sub>) and holding current (I<sub>H</sub>) requirements are available upon request.
- Off-state capacitance (C<sub>O</sub>) is measured between Pins 1-2 and 3-2 at 1 MHz with a 2 V bias and is a typical value for "SA" and "SB" product. "SC" capacitance is approximately 10 pF higher.

### Surge Ratings

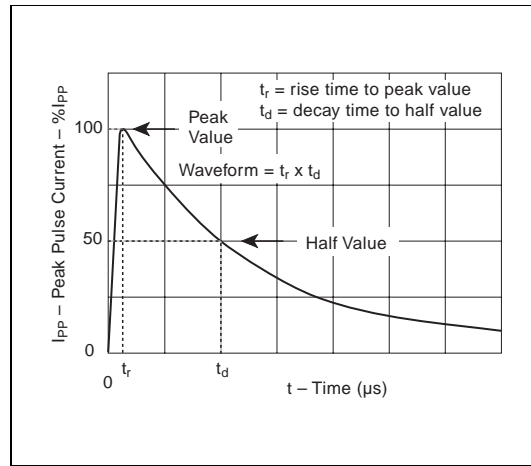
Series	I <sub>PP</sub> 2x10 $\mu$ s Amps	I <sub>PP</sub> 8x20 $\mu$ s Amps	I <sub>PP</sub> 10x160 $\mu$ s Amps	I <sub>PP</sub> 10x560 $\mu$ s Amps	I <sub>PP</sub> 10x1000 $\mu$ s Amps	I <sub>TSM</sub> 60 Hz Amps	di/dt Amps/ $\mu$ s
A	150	150	90	50	45	20	500
B	250	250	150	100	80	30	500
C	500	400	200	150	100	50	500

Thermal Considerations

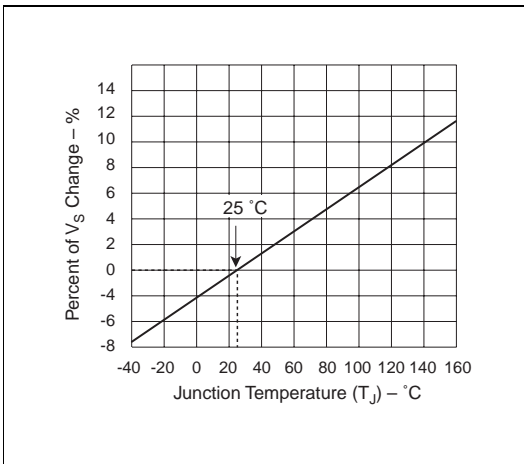
Package	Symbol	Parameter	Value	Unit
	$T_J$	Operating Junction Temperature Range	-40 to +125	$^{\circ}\text{C}$
	$T_S$	Storage Temperature Range	-65 to +150	$^{\circ}\text{C}$
	$R_{\theta JA}$	Thermal Resistance: Junction to Ambient	60	$^{\circ}\text{C/W}$



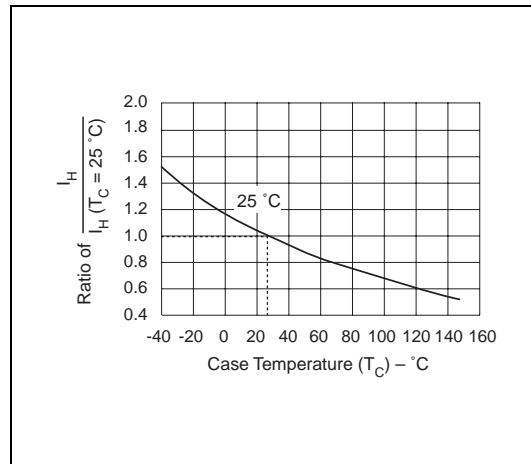
V-I Characteristics



$t_r \times t_d$  Pulse Wave-form



Normalized  $V_S$  Change versus Junction Temperature



Normalized DC Holding Current versus Case Temperature

Data Sheets

## Looking for pricing, stock, or lifecycle information?

Click below to explore more details on WIN SOURCE:

 [View P2500SC on WIN SOURCE](#)

 [Littelfuse Inc. Information](#)

## Optimize Your Supply Chain with WIN SOURCE Solutions

-  Global Sourcing Solution
-  Obsolete Management
-  Cost Control Management
-  Shortage Management
-  Alternative Solution
-  Excess Inventory Management