



**THE DATASHEET OF
OXETGLJANF-50.000000**



OX Type


3.2 x 2.5 mm SMD Crystal Oscillator

FEATURES

- Conforms to AEC-Q200
- Typical 3.2 x 2.5 x 0.95 mm Ceramic SMD Package
- Tight Symmetry (45 to 55%) Available
- Operation Voltage: 1.8V, 2.5V, 3.3V
- Tri-State Enable/Disable

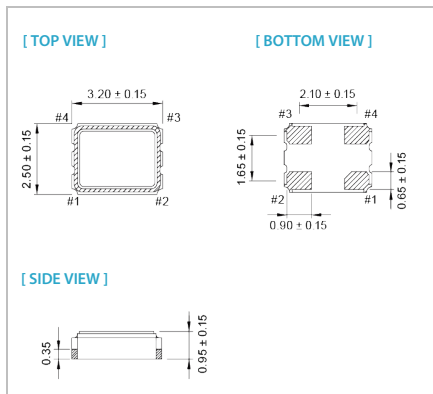
TYPICAL APPLICATION

- WLAN/WiMax
- Mobile Phone
- DSC, Set-top Box, HDTV

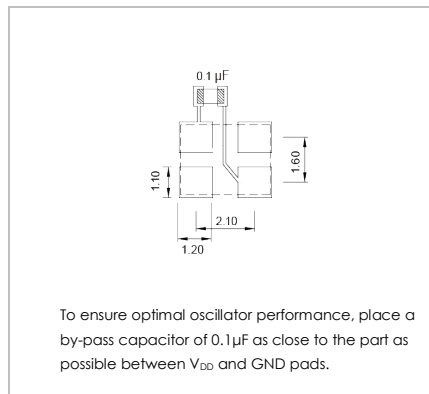


RoHS Compliant

DIMENSION (mm)



SOLDER PAD LAYOUT (mm)



PIN FUNCTION (mm)

PIN#	FUNCTION
1	Tri-State
2	GND
3	Output
4	V _{DD}

ELECTRICAL SPECIFICATION

Parameter	3.3V		2.5V		1.8V		Unit	Test Condition
	Min.	Max.	Min.	Max.	Min.	Max.		
Supply Voltage Variation (V _{DD})	V _{DD} - 5%	V _{DD} + 5%	V _{DD} - 5%	V _{DD} + 5%	V _{DD} - 5%	V _{DD} + 5%	V	
Frequency Range	1.25	125	1.25	125	1.25	125	MHz	
Standard Frequency	24, 26, 30, 40						MHz	Standard frequencies are frequencies which the crystal has been designed and does not imply a stock position.
Supply Current	At 15pF Load		15	10	7		mA	
	No Load Condition	1.25 MHz ≤ Fo < 10 MHz	1.5	1.5	1.2		mA	
		10 MHz ≤ Fo < 20 MHz	2	2	1.5		mA	
		20 MHz ≤ Fo < 80 MHz	3	2.5	1.5		mA	
	80 MHz ≤ Fo < 125 MHz	8	7	5		mA		
Duty Cycle	45	55	45	55	45	55	%	
Output Level	Output High		2.97	2.25	1.62		V	
	Output Low		0.33	0.25	0.18		V	
Transition Time: Rise/Fall Time	1.25 MHz ≤ Fo < 10 MHz		3	4	5		nSec	Transition times are measured between 10% and 90% of V _{DD} , with an output load of 15 pF.
	10 MHz ≤ Fo < 20 MHz		3	3	4		nSec	
	20 MHz ≤ Fo < 80 MHz		3	3	4		nSec	
	80 MHz ≤ Fo < 125 MHz		3	3	4		nSec	
Startup Time			2	2	2		mSec	
Tri-State (Input to Pin 1)	Enable (High Voltage or Floating)		2.31	1.75	1.26		V	
	Disable (Low Voltage or GND)		0.99	0.75	0.54		V	
Output Loading	15		15	15			pF	
Standby Current (@-40°C to 85°C)	10		10	10			µA	
Standby Current (@-40°C to 125°C)	20		20	20			µA	
Period Jitter (pk-pk)	40		40	40			pSec	
RMS Phase Jitter (Integrated 12 kHz~20 MHz)	1		1	1			pSec	
Aging (@25°C, 1 st year)	±3		±3	±3			ppm	
Storage Temp. Range	-55		+125	-55	+125	-55	+125	°C

FREQ. STABILITY vs. TEMP. RANGE

Temp.(°C)	ppm	±20	±25	±50
-10 ~ +60	○	○	○	○
-20 ~ +70	△	○	○	○
-40 ~ +85	X	△	○	○
-40 ~ +125	X	X	△	△

○: Available △:Conditional x: Not Available
 Inclusive of calibration @ 25°C ,operating temperature range,input Voltage variation,load variation,aging (1st year),shock,and vibration

Note: not all combination of options are available. Other specifications may be available upon request.






Specifications subject to change without notice.

Looking for pricing, stock, or lifecycle information?

Click below to explore more details on WIN SOURCE:

-  [View OXETGLJANF-50.000000 on WIN SOURCE](#)
-  [Taitien Information](#)

Optimize Your Supply Chain with WIN SOURCE Solutions

-  Global Sourcing Solution
-  Obsolete Management
-  Cost Control Management
-  Shortage Management
-  Alternative Solution
-  Excess Inventory Management