



**THE DATASHEET OF  
NCS1-23+**





CERAMIC BALUN

# RF Transformer

## NCS1-23+

Mini-Circuits

50Ω 1300 to 2000 MHz 1:1 Ratio

### FEATURES

- Wideband, 1300 to 2000 MHz
- Low phase unbalance, 2 deg. and amplitude unbalance, 0.3 dB typ.
- Miniature size, 0.079"x0.049"x0.033"
- LTCC construction
- Low cost
- Aqueous washable



Generic photo used for illustration purposes only

CASE STYLE: GE0805C-1

### APPLICATIONS

- WCDMA
- PCS
- GPS

#### +RoHS Compliant

The +Suffix identifies RoHS Compliance. See our web site for RoHS Compliance methodologies and qualifications

### ELECTRICAL SPECIFICATIONS AT 25°C

Parameter	Frequency (MHz)	Min.	Typ.	Max.	Units
Impedance Ratio		1			
Frequency Range		1300		2000	MHz
Insertion Loss <sup>1</sup>	1300 - 2000	—	1.0	—	dB
Amplitude Unbalance	1300 - 2000	—	0.3	—	dB
Phase Unbalance <sup>2</sup>	1300 - 2000	—	2	—	Degree

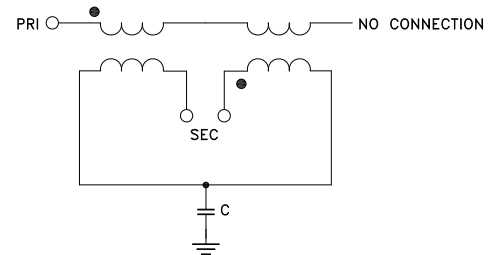
1. Insertion Loss is referenced to mid-band loss, 0.7 dB. Reference Demo Board TB-419+  
 2. Relative to 180°

### MAXIMUM RATINGS

Parameter	Ratings
Operating Temperature	-40°C to 85°C
Storage Temperature	-55°C to 100°C
RF Power	3W

Permanent damage may occur if any of these limits are exceeded.

### CONFIGURATION R



Mini-Circuits

www.minicircuits.com P.O. Box 350166, Brooklyn, NY 11235-0003 (718) 934-4500 sales@minicircuits.com

REV. E  
ECO-010109  
NCS1-23+  
MCL NY  
211013

PAGE 1 OF 3



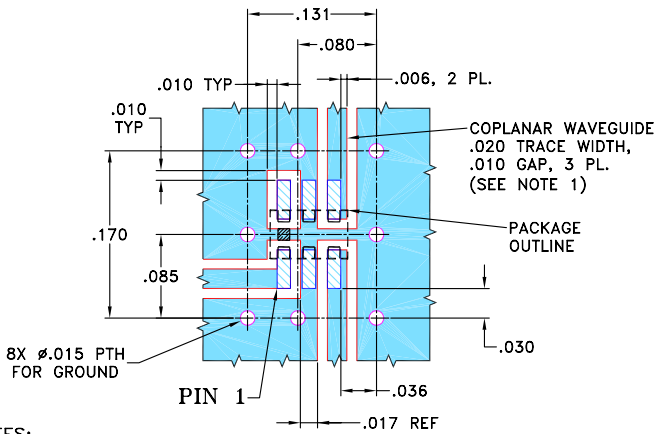
### PAD CONNECTIONS

PRIMARY DOT (Unbalanced Port)	1
PRIMARY (GND)	2
SECONDARY DOT (Balanced)	4
SECONDARY (Balanced)	3
NO CONNECTION	6
NOT USED (GND Externally)	5

Pads 2,3,4 are DC-connected internally

PRODUCT MARKING: N/A

### DEMO BOARD MCL P/N: TB-419+ SUGGESTED PCB LAYOUT (PL-264)



**NOTES:**

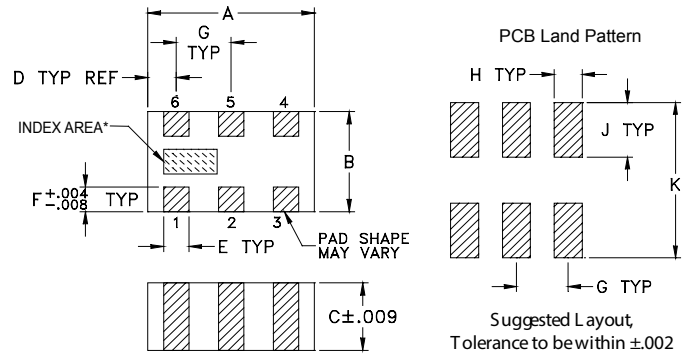
1. COPLANAR WAVEGUIDE PARAMETERS ARE SHOWN FOR ROGERS R04350B WITH DIELECTRIC THICKNESS  $.010'' \pm .001''$ . COPPER: 1/2 OZ. EACH SIDE. FOR OTHER MATERIALS TRACE WIDTH AND GAP MAY NEED TO BE MODIFIED.

2. BOTTOM SIDE OF THE PCB IS CONTINUOUS GROUND PLANE.

DENOTES PCB COPPER LAYOUT WITH SMOBC (SOLDER MASK OVER BARE COPPER).

DENOTES COPPER LAND PATTERN FREE OF SOLDER MASK

### OUTLINE DRAWING



\*Shape of index marking may vary

### OUTLINE DIMENSIONS (Inches/mm)

A	B	C	D	E	F
.079	.049	.033	.014	.012	.012
2.01	1.24	0.84	0.36	0.30	0.30
G	H	J	K		wt
.026	.014	.039	.110		grams
0.66	0.36	1.00	2.80		.008

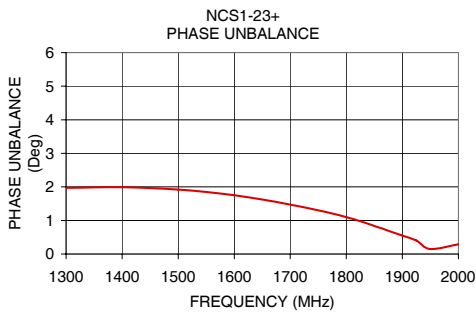
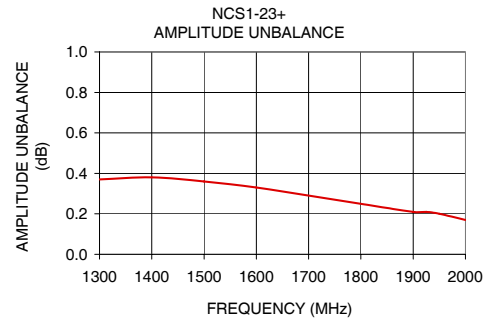
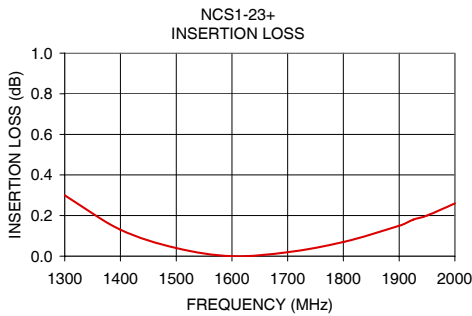
### TAPE & REEL INFORMATION: F74



### TYPICAL PERFORMANCE DATA<sup>3</sup>

Frequency (MHz)	Insertion Loss (dB)	Input Return Loss (dB)	Amplitude Unbalance (dB)	Phase Unbalance (deg)
1300	0.30	11.79	0.37	1.97
1400	0.13	14.68	0.38	1.99
1500	0.04	17.97	0.36	1.92
1600	0.00	20.16	0.33	1.75
1700	0.02	19.06	0.29	1.47
1800	0.07	16.51	0.25	1.10
1900	0.15	14.30	0.21	0.55
1925	0.18	13.75	0.21	0.40
1950	0.20	13.29	0.20	0.15
2000	0.26	12.51	0.17	0.29

3. Measured with Agilent E5071B network analyzer using impedance conversion and port extension.



#### NOTES

- A. Performance and quality attributes and conditions not expressly stated in this specification document are intended to be excluded and do not form a part of this specification document.
- B. Electrical specifications and performance data contained in this specification document are based on Mini-Circuit's applicable established test performance criteria and measurement instructions.
- C. The parts covered by this specification document are subject to Mini-Circuits standard limited warranty and terms and conditions (collectively, "Standard Terms"); Purchasers of this part are entitled to the rights and benefits contained therein. For a full statement of the standard. Terms and the exclusive rights and remedies thereunder, please visit Mini-Circuits' website at [www.minicircuits.com/MCLStore/terms.jsp](http://www.minicircuits.com/MCLStore/terms.jsp)

## Looking for pricing, stock, or lifecycle information?

Click below to explore more details on WIN SOURCE:

 [View NCS1-23+ on WIN SOURCE](#)

 [Mini-Circuits Information](#)

## Optimize Your Supply Chain with WIN SOURCE Solutions

-  Global Sourcing Solution
-  Obsolete Management
-  Cost Control Management
-  Shortage Management
-  Alternative Solution
-  Excess Inventory Management