



THREE FLANGE DUAL PRIMARY 56VA PC BOARD POWER TRANSFORMER

REV. Status

REVISION - 06/11/03 YS

REVISION A ADDED RoHS & UPDATED LABELS 03/01/06 MP

REVISION B CHG TUV FILE # WAS 810/89 (EN60950 & VDE 0551). CLARIFIED PIN OUTS 04/23/07 YS

REVISION C UPDATE LOGO'S TO STD IED. DIELECTRIC WITHSTAND WAS HI-POT 3500. 12/3/08 EB

REVISION D UPDATE LOGO'S 12/3/09 EM

REVISION E UPDATE SAFETY 09/29/11 MP

REVISION F SAFETY NOTES ADDED 03/20/13 MP

REVISION G CHANGED PHONE# 01/17/20 MP

TOLERANCES (mm)	
≤ 4	± 0.2
4 ≤ 20	± 0.3
20 ≤ 50	± 0.4

PREPARED BY: C. POPPE

ENGINEER: M. PITCHAI

SAFETY ENGINEER

APPROVED: M. PITCHAI

A. Electrical Specifications (@ 25°C)

1. Maximum Power: 56VA
2. Primary Voltage and Frequency: 115/230VAC 50/60Hz
3. Secondary RMS Rating: See Table A
4. Voltage Regulation: 18% TYP @ full load to no load
5. Temperature Rise(normal op. cond.): 65°C TYP (75°C MAX)
6. A 10% Input Voltage change will proportionally affect transformer sec voltage. The max. allowed wdg temp under abnormal condition is 155°C
7. Insulation Resistance: 100MΩ MIN @ 500VDC, Pri to Sec, Pri to Core, Sec to Core
8. Dielectric Withstand: 3750Vrms 1 minute @ Pri to Sec
1500Vrms 1 minute @ Pri to Core, Sec to Core

B. Marking: includes input and output ratings (per sheet 2),

C. Safety:

Conforms to construction requirement of: UL5085-1, -2; CSA No. 66.1, 66.2 (from Datecode 1143 and onwards).

- UL506, UL1411
- EN61558-1, -2-6
- UL1446 (CLASS 130 (B))

Safety certificate file reference:

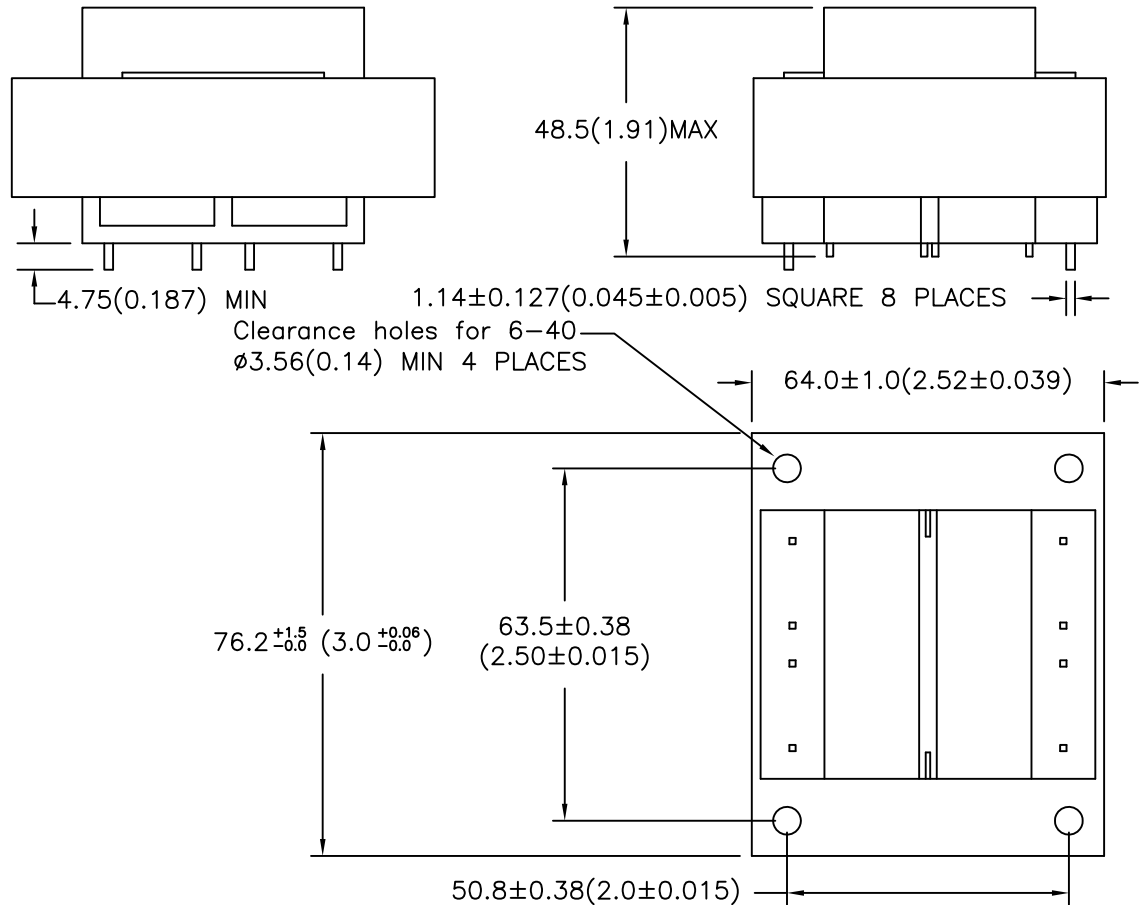
- UL E138028, E79781, E92957
- CSA 175561
- TUV (P.S.) 4478013415698

Non short-circuit proof safety isolating transformer.

Intended for mounting on PCBs and for building into end use-equipment.

Not intended for series/parallel connection with other transformers.

D. Mechanical Specifications:



NOTE: BOARD WASHING IS NOT RECOMMENDED FOR THESE PARTS.

DWG CONTROL NO. P-A1-12262 REV G

POWER TRANSFORMER

PL56-XX-130B

CONTENTS OF THIS DRAWING ARE SUBJECT TO CHANGE WITHOUT PRIOR NOTICE

TAMURA CORPORATION OF AMERICA
1040 SOUTH ANDREASEN DRIVE, #100 ESCONDIDO, CA. 92029
(760) 871-2009

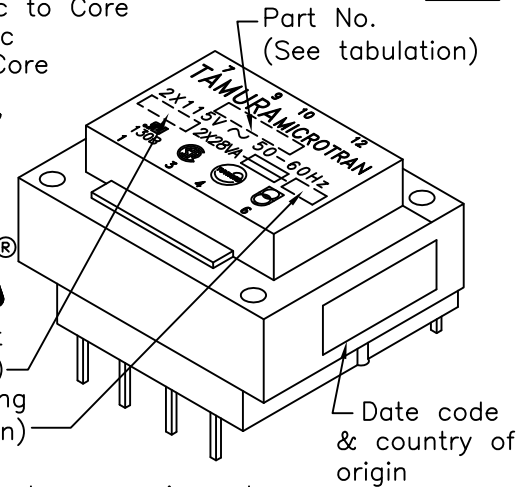
MODEL SPECIFICATION
DIM: mm(ln) SCL: 1/1 SH: 1 OF 2

PROPRIETARY NOTICE: THIS DRAWING PRINT OR DOCUMENT AND SUBJECT MATTER DISCLOSED HEREIN ARE PROPRIETARY ITEMS TO WHICH TAMURA RETAINS THE EXCLUSIVE RIGHT OF DISSEMINATION, REPRODUCTION, MANUFACTURE AND SALE. THIS DRAWING, PRINT OR DOCUMENT IS SUBMITTED IN CONFIDENCE FOR CONSIDERATION BY THE RECIPIENT ALONE UNLESS PERMISSION FOR FURTHER DISCLOSURE IS EXPRESSLY GRANTED IN WRITING.

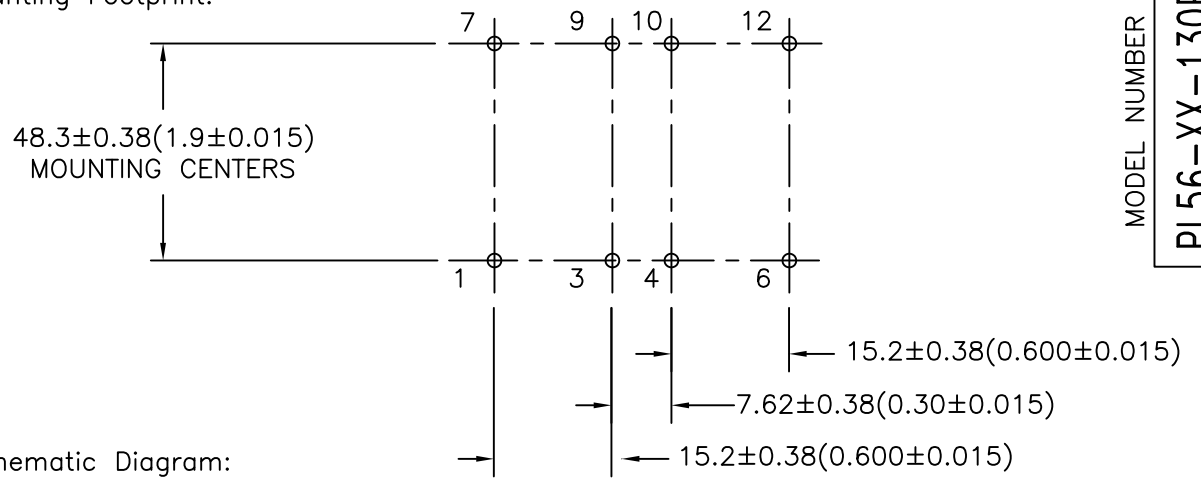


MODEL NUMBER

PL56-XX-130B



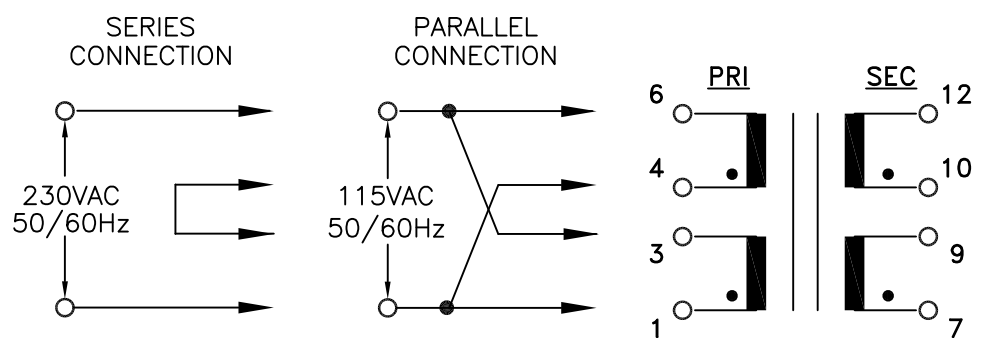
E. Mounting Footprint:



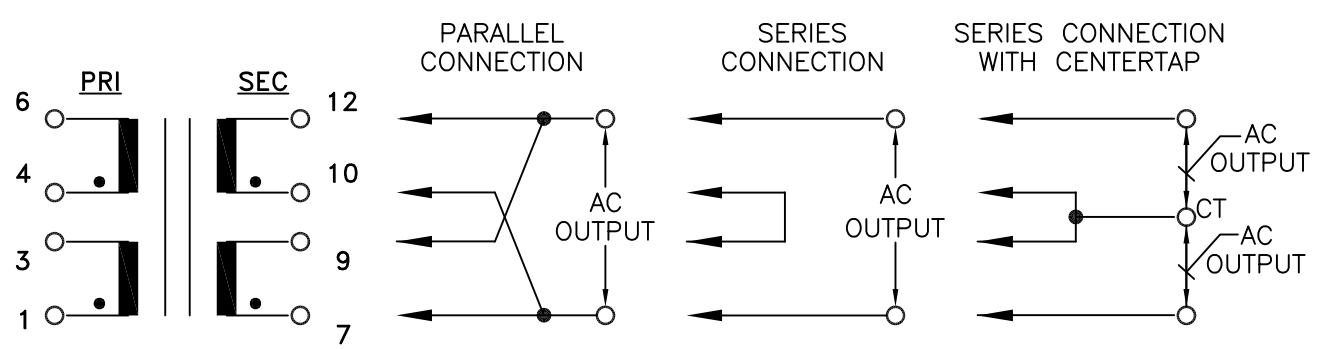
MODEL NUMBER
PL56-XX-130B

F. Schematic Diagram:

PRIMARY INPUT CONNECTIONS



SECONDARY OUTPUT CONNECTIONS



G. Table A:

T= Time lag

PART NO.	PARALLEL		SERIES		SERIES WITH CT		OUTPUT	SECONDARY FUSE REQ'D EA. WINDING
	AC VOLTS	RMS AMPS	AC VOLTS	RMS AMPS	AC VOLTS	RMS AMPS		
PL56-10-130B	5.0	11.20	10.0	5.60	5.0-CT-5.0	5.60	2X5.0V	T 6.30A
PL56-12-130B	6.3	8.80	12.6	4.40	6.3-CT-6.3	4.40	2X6.3V	T 5.00A
PL56-16-130B	8.0	7.00	16.0	3.50	8.0-CT-8.0	3.50	2X8.0V	T 4.00A
PL56-20-130B	10.0	5.60	20.0	2.80	10.0-CT-10.0	2.80	2X10.0V	T 3.15A
PL56-24-130B	12.0	4.66	24.0	2.33	12.0-CT-12.0	2.33	2X12.0V	T 2.50A
PL56-28-130B	14.0	4.00	28.0	2.00	14.0-CT-14.0	2.00	2X14.0V	T 2.00A
PL56-36-130B	18.0	3.12	36.0	1.56	18.0-CT-18.0	1.56	2X18.0V	T 1.60A

PREPARED BY:

C. POPPE

ENGINEER:

M PITCHAI

SAFETY ENGINEER

DRAWING CONTROL NO. P-A1-12262
REV G

MODEL DESCRIPTION
POWER TRANSFORMER

MODEL SPECIFICATION
PL56-XX-130B

CONTENTS OF THIS DRAWING ARE SUBJECT TO CHANGE WITHOUT PRIOR NOTICE
TAMURA CORPORATION OF AMERICA
1040 SOUTH ANDREASEN DRIVE, #100 ESCONDIDO, CA. 92029
(760) 871-2009

DIM: mm[In] SCL: 1/1 SH: 2 OF 2

APPROVED:

M. PITCHAI

PROPRIETARY NOTICE: THIS DRAWING PRINT OR DOCUMENT AND SUBJECT MATTER DISCLOSED HEREIN ARE PROPRIETARY ITEMS TO WHICH TAMURA RETAINS THE EXCLUSIVE RIGHT OF DISSEMINATION, REPRODUCTION, MANUFACTURE AND SALE. THIS DRAWING, PRINT OR DOCUMENT IS SUBMITTED IN CONFIDENCE FOR CONSIDERATION BY THE RECIPIENT ALONE UNLESS PERMISSION FOR FURTHER DISCLOSURE IS EXPRESSLY GRANTED IN WRITING.

Looking for pricing, stock, or lifecycle information?

Click below to explore more details on WIN SOURCE:

 [View PL56-16-130B on WIN SOURCE](#)

 [Tamura Information](#)

Optimize Your Supply Chain with WIN SOURCE Solutions

-  Global Sourcing Solution
-  Obsolete Management
-  Cost Control Management
-  Shortage Management
-  Alternative Solution
-  Excess Inventory Management