



**THE DATASHEET OF
MAAM-009560-TR3000**



RF Driver Amplifier, 28.5 dBm P1dB 250 - 4000 MHz



MAAM-009560

Rev. V3

Features

- Broadband Operation
- Output P1dB: 28.5 dBm
- Output IP3: 42 dBm
- Single Supply: 5 V
- Lead-Free SOT-89 Package
- RoHS* Compliant
- Class 2 ESD Rating

Applications

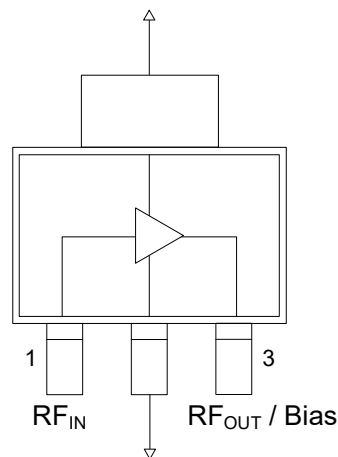
- ISM
- Wireless Networking & Communication

Description

The MAAM-009560 RF driver amplifier is a GaAs MMIC which exhibits exceptional linearity performance of 42 dBm Output IP3, 28.5 dBm P1dB, as well as featuring high gain in a lead-free miniature SOT-89 surface mount plastic package. The device is biased with a single +5 volt supply and consumes 225 mA typically.

The MAAM-009560 is fabricated using an HBT process to realize low current and high linearity. The process features full passivation for increased performance and reliability.

Functional Schematic



Pin Configuration

Pin #	Function
1	RF Input
2	Ground
3	RF Output/Bias

Ordering Information^{1,2}

Part Number	Package
MAAM-009560-000000	Bulk Packaging
MAAM-009560-TR1000	1000 piece reel
MAAM-009560-001SMB	Sample Board

1. Reference Application Note M513 for reel size information.
2. All sample boards include 5 loose parts.

* Restrictions on Hazardous Substances, compliant to current RoHS EU directive.

RF Driver Amplifier, 28.5 dBm P1dB 250 - 4000 MHz



MAAM-009560

Rev. V3

Electrical Specifications: Freq. = 2140 MHz, T_A = 25°C, V_{CC} = +5 V, Z₀ = 50 Ω

Parameter	Units	Min.	Typ.	Max.
Gain	dB	14	15	—
Noise Figure	dB	—	3	—
Input Return Loss	dB	—	15	—
Output Return Loss	dB	—	17	—
Output P1dB	dBm	—	28.5	—
Output IP3	dBm	40	42	—
Quiescent Current	mA	—	220	—
Current (P _{IN} = 0 dBm)	mA	—	225	—

Maximum Operating Conditions³

Parameter	Maximum Operating Conditions
Junction Temperature ⁴	170 °C
RF Output Power	28 dBm
Operating Temperature	-40 °C to +105 °C

3. These operating conditions will ensure MTTF > 1 x 10⁶ hours.

4. Junction Temperature (T_J) = T_A + Θ_{JC} * ((V * I) - (P_{OUT} - P_{IN}))

Typical thermal resistance (Θ_{JC}) = 47° C/W

a) For T_A = 25°C,

T_J = 73 °C @ 5 V, 225 mA, P_{OUT} = 20 dBm, P_{IN} = 5.0 dBm

b) For T_A = 85°C,

T_J = 123 °C @ 5 V, 180 mA, P_{OUT} = 20 dBm, P_{IN} = 5.5 dBm

c) For T_A = 105°C,

T_J = 140 °C @ 5 V, 170 mA, P_{OUT} = 20 dBm, P_{IN} = 5.7 dBm

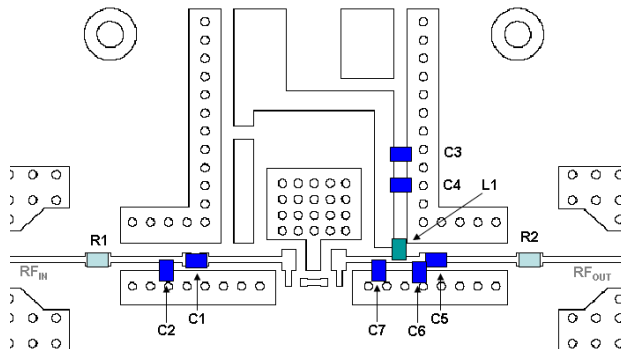
Absolute Maximum Ratings^{5,6}

Parameter	Absolute Maximum
RF Output Power	30 dBm
Voltage	6 volts
Storage Temperature	-65 °C to +150 °C
Junction Temperature	210 °C

5. Exceeding any one or combination of these limits may cause permanent damage to this device.

6. MACOM does not recommend sustained operation near these survivability limits.

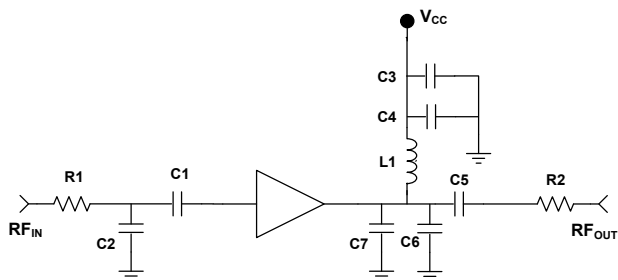
2140 MHz PCB Layout



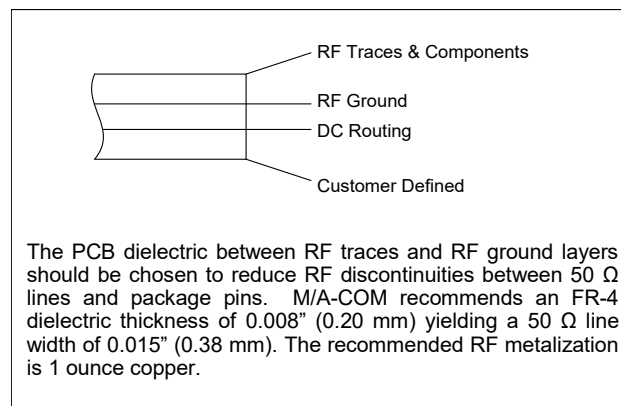
Parts List

Part	Value	Case Style
C1	2.4 pF	0402
C2	2.2 pF	0402
C3	0.1 μ F	0402
C4	1000 pF	0402
C5	39 pF	0402
C6	1 pF	0402
C7	2 pF	0402
L1	3.6 nH	0402
R1, R2	0 Ω	0402

2140 Schematic

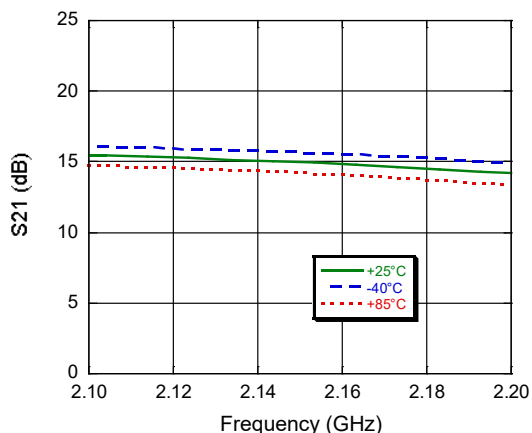


Cross Section View

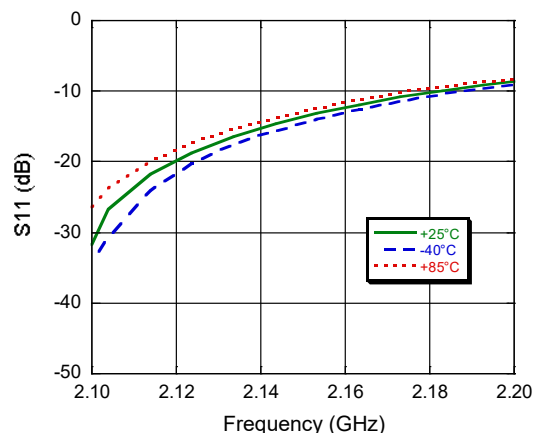


Typical Performance Curves, 2140 MHz Configuration

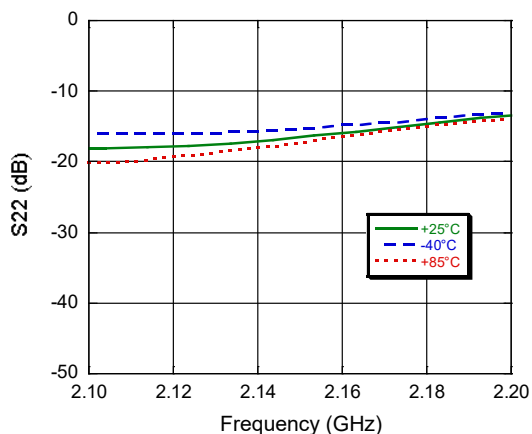
Gain



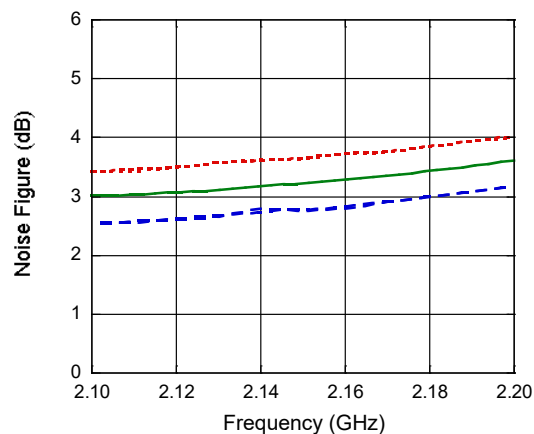
Input Return Loss



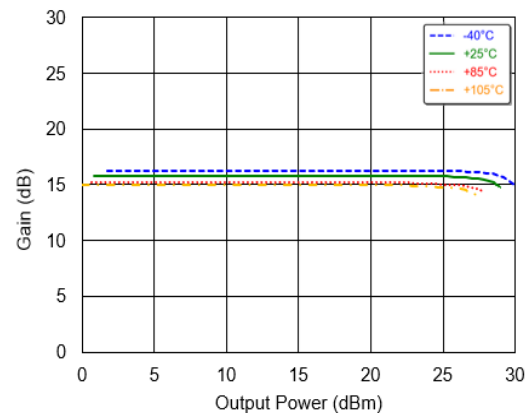
Output Return Loss



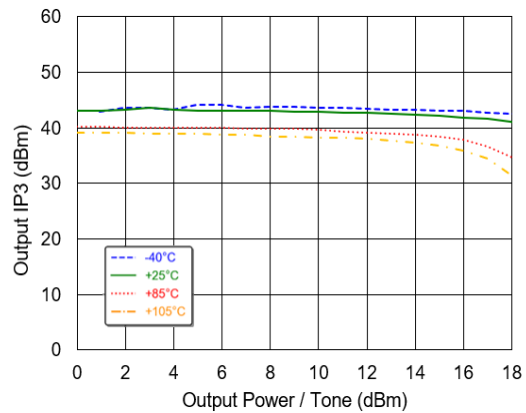
Noise Figure



P1dB

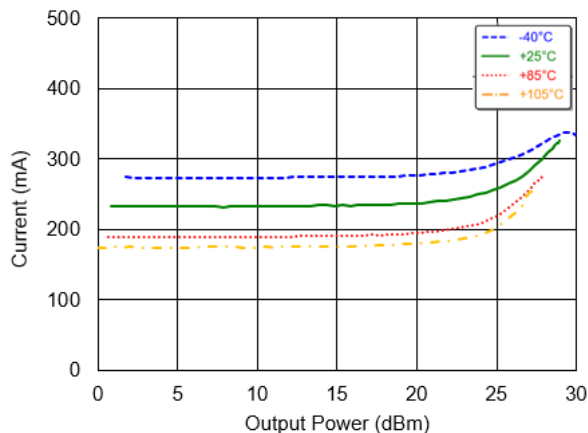


Output IP3



Typical Performance Curves, 2140 MHz Configuration

Current



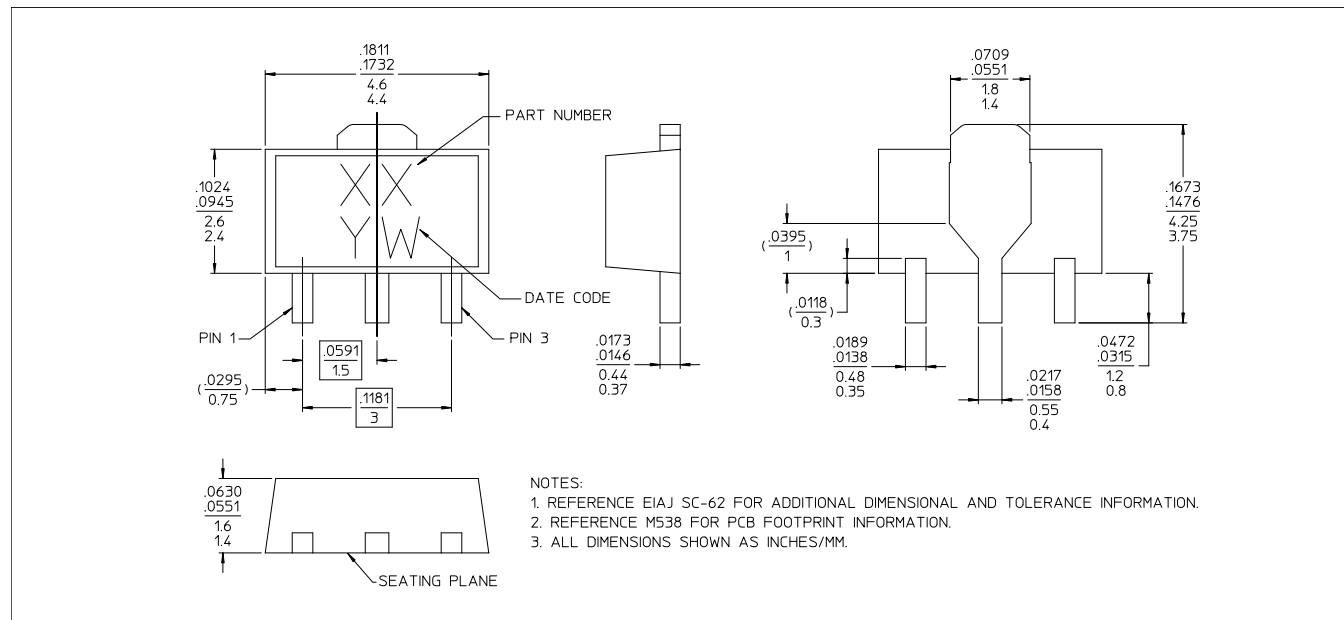
Handling Procedures

Please observe the following precautions to avoid damage:

Static Sensitivity

Gallium Arsenide Integrated Circuits are sensitive to electrostatic discharge (ESD) and can be damaged by static electricity. Proper ESD control techniques should be used when handling these class 2 devices.

Lead-Free SOT-89 Plastic Package[†]



[†] Reference Application Note M538 for lead-free solder reflow recommendations.
 Meets JEDEC moisture sensitivity level 1 requirements.
 Plating is 100% matte tin over copper.

MACOM Technology Solutions Inc. ("MACOM"). All rights reserved.

These materials are provided in connection with MACOM's products as a service to its customers and may be used for informational purposes only. Except as provided in its Terms and Conditions of Sale or any separate agreement, MACOM assumes no liability or responsibility whatsoever, including for (i) errors or omissions in these materials; (ii) failure to update these materials; or (iii) conflicts or incompatibilities arising from future changes to specifications and product descriptions, which MACOM may make at any time, without notice. These materials grant no license, express or implied, to any intellectual property rights.

THESE MATERIALS ARE PROVIDED "AS IS" WITH NO WARRANTY OR LIABILITY, EXPRESS OR IMPLIED, RELATING TO SALE AND/OR USE OF MACOM PRODUCTS INCLUDING FITNESS FOR A PARTICULAR PURPOSE, MERCHANTABILITY, INFRINGEMENT OF INTELLECTUAL PROPERTY RIGHT, ACCURACY OR COMPLETENESS, OR SPECIAL, INDIRECT, INCIDENTAL, OR CONSEQUENTIAL DAMAGES WHICH MAY RESULT FROM USE OF THESE MATERIALS.

MACOM products are not intended for use in medical, lifesaving or life sustaining applications. MACOM customers using or selling MACOM products for use in such applications do so at their own risk and agree to fully indemnify MACOM for any damages resulting from such improper use or sale.

Looking for pricing, stock, or lifecycle information?

Click below to explore more details on WIN SOURCE:

- ⊖ [View MAAM-009560-TR3000 on WIN SOURCE](#)
- ⊖ [M/A-Com Technology Solutions Information](#)

Optimize Your Supply Chain with WIN SOURCE Solutions

- ✓ Global Sourcing Solution
- ✓ Obsolete Management
- ✓ Cost Control Management
- ✓ Shortage Management
- ✓ Alternative Solution
- ✓ Excess Inventory Management