



THE DATASHEET OF
042902.5WRM



Surface Mount Fuses

Thin-Film Surface Mount

1206 Very Fast-Acting Fuse 429 Series



• For new designs please consult the 433 or 466 Series on pages 258-260.

ELECTRICAL CHARACTERISTICS:

% of Ampere Rating	Opening Time at 25°C
100%	4 hours, Minimum
200%	5 seconds, Maximum
300%	0.2 seconds, Maximum

AGENCY APPROVALS: Recognized under the Components Program of Underwriters Laboratories and Certified by CSA.

AGENCY FILE NUMBERS: UL E10480, CSA LR 29862.

INTERRUPTING RATINGS:

0.125 – 3A 50 amperes at rated voltage, VAC/VDC
 4 – 7A 35 amperes at rated voltage, VAC/VDC

ENVIRONMENTAL SPECIFICATIONS:

Operating Temperature: –55°C to 90°C. Consult temperature derating chart on page 4. For operation above 90°C contact Littelfuse.

Vibration: Withstands 10–55 Hz per MIL-STD-202F, Method 201A and 10-2000 Hz at 20 G's per MIL-STD-202F, Method 204D, Condition D.

Insulation Resistance (After Opening): Greater than 10 KOhm.

Resistance to Soldering Heat: Withstands 60 seconds above 200°C up to 260°C, maximum.

Thermal Shock: Withstands 5 cycles of –55° to 125°C.

PHYSICAL SPECIFICATIONS:

Materials: Body: Epoxy Substrate
 Terminations: Copper/Nickel/Tin-Lead (95/5)
 Cover Coat: Conformal Coating

Soldering Parameters:

Reflow Solder — 260°C, 30 seconds maximum

PACKAGING SPECIFICATIONS: 8mm Tape and Reel per EIA-RS481-1 (IEC 286, part 3); 3,000 per reel, add packaging suffix, WR.

PATENTED


ORDERING INFORMATION:

For New Designs Use 433 or 466 Series.

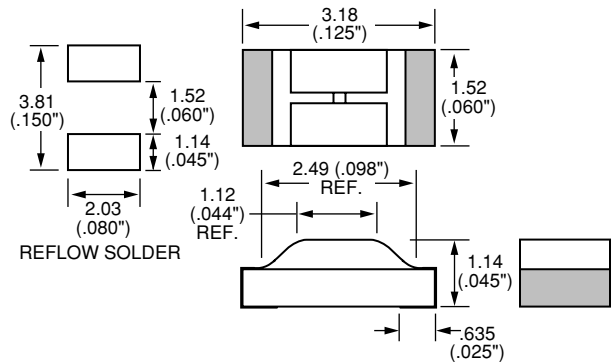
Catalog Number	Ampere Rating	Marking Code	Nominal Voltage Rating	Nominal Resistance Cold Ohms ¹	Melting I ² t (A ² Sec.) ²
429.125	0.125	FB	125	2.30000	0.00020
429.200	0.200	FC	125	0.93800	0.00055
429.250	0.250	FD	125	0.62500	0.00100
429.375	0.375	FE	125	0.37500	0.00280
429.500	0.500	FF	63	0.24050	0.0060
429.750	0.75	FG	63	0.13700	0.0170
429.001	1.00	FH	63	0.09950	0.035
429.1.25	1.25	FJ	63	0.07475	0.065
429.01.5	1.50	FK	63	0.06250	0.125
429.1.75	1.75	FL	63	0.05000	0.150
429.002	2.0	FN	63	0.03975	0.230
429.02.5	2.5	FO	32	0.03065	0.500
429.003	3.0	FP	32	0.02625	0.700
429.004	4.0	FS	24	0.01926	1.50
429.005	5.0	FT	24	0.01375	2.70
429.007	7.0	FU	24	0.00925	3.60

¹Measured at 10% of rated current, 25°C.

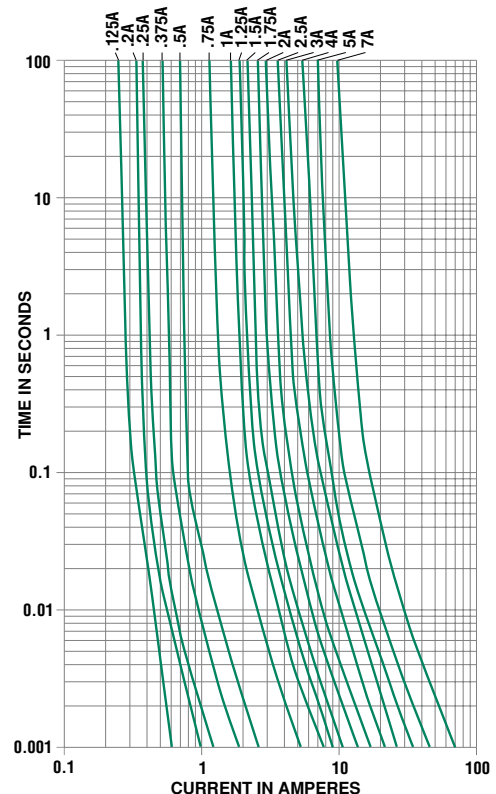
²Measured at rated voltage.



RECOMMENDED PAD LAYOUTS



Average Time Current Curves



Looking for pricing, stock, or lifecycle information?

Click below to explore more details on WIN SOURCE:

 [View 042902.5WRM on WIN SOURCE](#)

 [Littelfuse Inc. Information](#)

Optimize Your Supply Chain with WIN SOURCE Solutions

-  Global Sourcing Solution
-  Obsolete Management
-  Cost Control Management
-  Shortage Management
-  Alternative Solution
-  Excess Inventory Management