



**THE DATASHEET OF
JCJ1012S05**



JCJ Series



- 2:1 Input Range
- DIP-24 Metal Package
- Operating Temperature $-40\text{ }^{\circ}\text{C}$ to $+100\text{ }^{\circ}\text{C}$
- Single & Dual Outputs
- Continuous Short Circuit Protection
- 1500 VDC Isolation
- 3 Year Warranty

Specification

Input

Input Voltage Range	<ul style="list-style-type: none"> • 12 V (9-18 VDC) • 24 V (18-36 VDC) • 48 V (36-75 VDC)
Input Current	<ul style="list-style-type: none"> • See table
Input Filter	<ul style="list-style-type: none"> • Pi network
Input Reflected Ripple Current	<ul style="list-style-type: none"> • JCJ08: 35 mA, JCJ10: 20 mA pk-pk through 12 μH inductor
Input Surge	<ul style="list-style-type: none"> • 12 V models 24/25 VDC for 100 ms • 24 V models 40/50 VDC for 100 ms • 48 V models 100 VDC for 100 ms
Undervoltage Lockout	<ul style="list-style-type: none"> • None
Reverse Voltage Protection	<ul style="list-style-type: none"> • None

Output

Output Voltage	<ul style="list-style-type: none"> • See table
Output Voltage Balance	<ul style="list-style-type: none"> • $\pm 1\%$ max, dual output models
Minimum Load	<ul style="list-style-type: none"> • No minimum load required
Initial Set Accuracy	<ul style="list-style-type: none"> • $\pm 1\%$ max
Line Regulation	<ul style="list-style-type: none"> • $\pm 0.5\%$ max
Load Regulation	<ul style="list-style-type: none"> • $\pm 0.7\%$ for 2.5-3.3 V models, $\pm 0.5\%$ for all other models (see note 2)
Cross Regulation	<ul style="list-style-type: none"> • $\pm 5\%$ on dual output models (see note 3)
Transient Response	<ul style="list-style-type: none"> • $< 3\%$ max deviation, recovery to within 1% in 200 μs for a 25% load change
Ripple & Noise	<ul style="list-style-type: none"> • 75 mV pk-pk, 20 MHz bandwidth, (see note 4)
Overvoltage Protection	<ul style="list-style-type: none"> • JCJ10: 3.3 V models: 3.9 V typ., 5 V models: 6.2 V typ., 12 V models: 15.0 V typ., 15 V models: 18.0 V typ., $\pm 12\text{ V}$ models: $\pm 15.0\text{ V}$ typ., $\pm 15\text{ V}$ models: $\pm 18.0\text{ V}$ typ. JCJ08: No OVP
Overload Protection	<ul style="list-style-type: none"> • $> 150\%$ of full load
Short Circuit Protection	<ul style="list-style-type: none"> • Trip & restart (hiccup) with auto recovery
Maximum Capacitive Load	<ul style="list-style-type: none"> • See tables
Temperature Coefficient	<ul style="list-style-type: none"> • $\pm 0.02/^{\circ}\text{C}$ max

General

Efficiency	<ul style="list-style-type: none"> • See tables
Isolation	<ul style="list-style-type: none"> • 1500 VDC Input to Output • 1000 VDC Input to Case • 1000 VDC Output to Case
Isolation Capacitance	<ul style="list-style-type: none"> • 1200 pF max
Switching Frequency	<ul style="list-style-type: none"> • 330 kHz typical
Power Density	<ul style="list-style-type: none"> • JCJ10: 25 W/in³ • JCJ08: 20 W/in³
MTBF	<ul style="list-style-type: none"> • $> 900\text{ KHrs}$ to MIL-HDBK-217F at 25 $^{\circ}\text{C}$, GB

Environmental

Operating Temperature	<ul style="list-style-type: none"> • $-40\text{ }^{\circ}\text{C}$ to $+100\text{ }^{\circ}\text{C}$, derate from 100% load at $+60\text{ }^{\circ}\text{C}$ to no load at $+100\text{ }^{\circ}\text{C}$
Case Temperature	<ul style="list-style-type: none"> • $+100\text{ }^{\circ}\text{C}$ max
Storage Temperature	<ul style="list-style-type: none"> • $-40\text{ }^{\circ}\text{C}$ to $+125\text{ }^{\circ}\text{C}$
Humidity	<ul style="list-style-type: none"> • Up to 95% RH, non-condensing
Cooling	<ul style="list-style-type: none"> • Natural convection

EMC

Emissions	<ul style="list-style-type: none"> • EN55032 Class A conducted & radiated with external components, see application note
ESD Immunity	<ul style="list-style-type: none"> • EN61000-4-2, 8 kV air discharge, 4 kV contact discharge • JCJ10: 6 kV contact discharge, Perf Criteria A
EFT/Burst	<ul style="list-style-type: none"> • EN61000-4-4, level 1 • JCJ10: level 3, Perf Criteria A, (see note 5)
Surge	<ul style="list-style-type: none"> • JCJ08: EN61000-4-5, installation class 2, JCJ10: installation class 3, Perf Criteria A, (see note 5)
Conducted Immunity	<ul style="list-style-type: none"> • EN61000-4-6, 3 Vrms • JCJ10: 10 Vrms, Perf Criteria A
Magnetic Field	<ul style="list-style-type: none"> • EN61000-4-8, 1 A/m Perf Criteria A

Safety

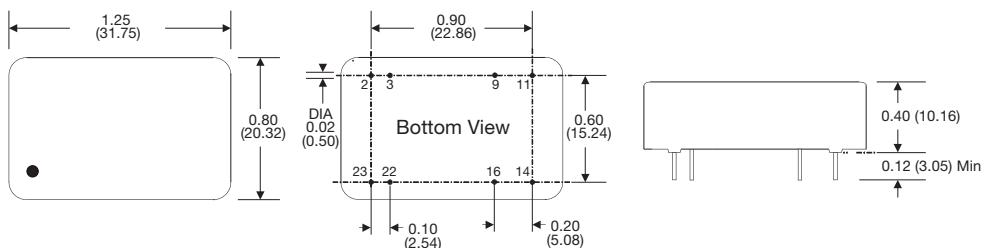
Safety Approvals	<ul style="list-style-type: none"> • UL62368-1, CAN/CSA C22.2 No. 62368-1 CE (Meets all applicable directives), UKCA (Meets all applicable legislation)
------------------	--

Input Voltage	Output Voltage	Output Current	Input Current ⁽¹⁾		Maximum Capacitive Load	Efficiency	Model Number
			No Load	Full Load			
9-18 V	3.3 V	2.000 A	20 mA	0.69 A	3300 µF	80%	JCJ0812S3V3
	5.0 V	1.500 A	20 mA	0.76 A	2200 µF	82%	JCJ0812S05
	12.0 V	0.665 A	20 mA	0.78 A	470 µF	85%	JCJ0812S12
	15.0 V	0.535 A	20 mA	0.80 A	220 µF	83%	JCJ0812S15
	±5.0 V	±0.800 A	20 mA	0.81 A	±1000 µF	82%	JCJ0812D05
	±12.0 V	±0.335 A	20 mA	0.79 A	±220 µF	84%	JCJ0812D12
18-36 V	3.3 V	2.000 A	15 mA	0.34 A	3300 µF	80%	JCJ0824S3V3
	5.0 V	1.500 A	15 mA	0.38 A	2200 µF	82%	JCJ0824S05
	12.0 V	0.665 A	15 mA	0.39 A	470 µF	85%	JCJ0824S12
	15.0 V	0.535 A	15 mA	0.40 A	220 µF	84%	JCJ0824S15
	±5.0 V	±0.800 A	15 mA	0.41 A	±1000 µF	82%	JCJ0824D05
	±12.0 V	±0.335 A	15 mA	0.40 A	±220 µF	83%	JCJ0824D12
36-75 V	3.3 V	2.000 A	15 mA	0.17 A	3300 µF	80%	JCJ0848S3V3
	5.0 V	1.500 A	15 mA	0.19 A	2200 µF	82%	JCJ0848S05
	12.0 V	0.665 A	15 mA	0.20 A	470 µF	84%	JCJ0848S12
	15.0 V	0.535 A	15 mA	0.20 A	220 µF	84%	JCJ0848S15
	±5.0 V	±0.800 A	15 mA	0.20 A	±1000 µF	82%	JCJ0848D05
	±12.0 V	±0.335 A	15 mA	0.20 A	±220 µF	85%	JCJ0848D12
9-18 V	2.5 V	3.000 A	10 mA	0.79 A	2200 µF	81%	JCJ1012S2V5
	3.3 V	3.000 A	10 mA	1.01 A	2200 µF	84%	JCJ1012S3V3
	5.0 V	2.000 A	10 mA	0.99 A	2200 µF	86%	JCJ1012S05
	12.0 V	0.833 A	10 mA	0.98 A	820 µF	87%	JCJ1012S12
	15.0 V	0.667 A	10 mA	0.96 A	470 µF	89%	JCJ1012S15
	±12.0 V	±0.416 A	10 mA	0.98 A	±220 µF	87%	JCJ1012D12
18-36 V	2.5 V	3.000 A	10 mA	0.38 A	2200 µF	84%	JCJ1024S2V5
	3.3 V	3.000 A	10 mA	0.50 A	2200 µF	85%	JCJ1024S3V3
	5.0 V	2.000 A	10 mA	0.48 A	2200 µF	89%	JCJ1024S05
	12.0 V	0.833 A	10 mA	0.49 A	820 µF	88%	JCJ1024S12
	15.0 V	0.667 A	10 mA	0.49 A	470 µF	88%	JCJ1024S15
	±12.0 V	±0.416 A	10 mA	0.49 A	±220 µF	88%	JCJ1024D12
36-75 V	2.5 V	3.000 A	10 mA	0.19 A	2200 µF	84%	JCJ1048S2V5
	3.3 V	3.000 A	10 mA	0.25 A	2200 µF	85%	JCJ1048S3V3
	5.0 V	2.000 A	10 mA	0.24 A	2200 µF	88%	JCJ1048S05
	12.0 V	0.833 A	10 mA	0.25 A	820 µF	87%	JCJ1048S12
	15.0 V	0.667 A	10 mA	0.24 A	470 µF	88%	JCJ1048S15
	±12.0 V	±0.416 A	10 mA	0.25 A	±220 µF	87%	JCJ1048D12
36-75 V	2.5 V	3.000 A	10 mA	0.19 A	2200 µF	84%	JCJ1048S2V5
	3.3 V	3.000 A	10 mA	0.25 A	2200 µF	85%	JCJ1048S3V3
	5.0 V	2.000 A	10 mA	0.24 A	2200 µF	88%	JCJ1048S05
	12.0 V	0.833 A	10 mA	0.25 A	820 µF	87%	JCJ1048S12
	15.0 V	0.667 A	10 mA	0.24 A	470 µF	88%	JCJ1048S15
	±12.0 V	±0.416 A	10 mA	0.25 A	±220 µF	87%	JCJ1048D12

Notes

1. Input current measured at nominal input voltage.
2. From 10% to 100% load.
3. When one output is set at 100% load and the other varied between 25% and 100% load
4. Measured with 20 MHz bandwidth and 1 µF ceramic capacitor across output rails.
5. A 220 µF/100 V capacitor across the input is required to meet EN61000-4-4 and EN61000-4-5

Mechanical Details and Application Note

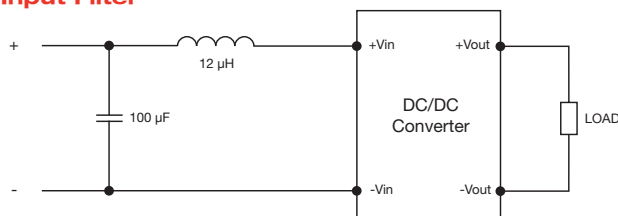


Pin Connections					
Pin	Single	Dual	Pin	Single	Dual
2	-Vin	-Vin	14	+Vout	+Vout
3	-Vin	-Vin	16	-Vout	Common
9	No Pin	Common	22	+Vin	+Vin
11	N.C.	-Vout	23	+Vin	+Vin

Notes

1. All dimensions are in inches (mm)
2. Weight: 0.04 lbs (17 g) approx.
3. Pin pitch and length tolerance: ±0.014 (±0.35)
4. Pin diameter tolerance: 0.02 ±0.002 (0.5 ±0.05)
5. Case tolerance: ±0.02 (±0.5)
6. Package: 24 in DIL nickel-coated copper.

Input Filter









Looking for pricing, stock, or lifecycle information?

Click below to explore more details on WIN SOURCE:

 [View JCJ1012S05 on WIN SOURCE](#)

 [XP Power Information](#)

Optimize Your Supply Chain with WIN SOURCE Solutions

-  Global Sourcing Solution
-  Obsolete Management
-  Cost Control Management
-  Shortage Management
-  Alternative Solution
-  Excess Inventory Management