



**THE DATASHEET OF**  
**266J48**





Quality Products. Service Excellence.

## Low Voltage/Filament, Dual Primary & Secondary - 1.8 VA to 240 VA

### 266 Series


Open Style, Chassis Mount - 117/234 V Primary

#### Features



- Primary 117/234 VAC, 50/60 Hz.
- All units have dual secondaries except 266LA25 (C.T. secondary only). If you only require a single primary & secondary check out our more economical **166 Series**.
- Secondaries can be used as; a center tapped secondary, parallel connected or used individually (except **266LA25**).
- Units are designed for use with all windings engaged.
- Open style.
- Minimum 6" long leads.
- Dual bobbin design - no electrostatic shield required.
- We use Class B insulation (130 degrees, C) for extra protection - UL listed as a Class A (105 degree, C) design
- Hi-Pot test of 2,000V RMS.
- UL listed (# E207860) Type 3AH
- CSA certified (209651)

#### Gallery



Part No.	VA	Secondary VAC (R.M.S.)		Mounting Style	Dimensions					Mounting Hole		Weight (Lbs)
		Series (C.T.)	Parallel		A	B	C	D	E	Height	Width	
266M2	7.5	2.5V @ 3A	1.25V @ 6A	A	2.82	1.69	1.69	2.38	-		0.19	0.76
266M5	15	5V @ 3A	2.5V @ 6A	A	3.25	2.06	2.00	2.81	-		0.19	1.06
266F6	1.89	6.3V @ 0.3A	3.15V @ 0.6A	A	2.06	1.38	1.25	1.75	-		0.19	0.2
266GB6	3.78	6.3V @ 0.6A	3.15V @ 1.2A	A	2.38	1.48	1.43	2.00	-		0.19	0.4
266J6	6.3	6.3V @ 1A	3.15V @ 2A	A	2.82	1.60	1.69	2.38	-		0.19	0.7
266JB6	7.6	6.3V @ 1.2A	3.15V @ 2.4A	A	2.82	1.69	1.69	2.38	-		0.19	0.7
266L6	12.6	6.3V @ 2A	3.15V @ 4A	A	3.25	2.06	2.00	2.81	-		0.19	0.87
266M6	18.9	6.3V @ 3A	3.15V @ 6A	A	3.25	2.06	2.00	2.81	-		0.19	1.15
266PA6	37.8	6.3V @ 6A	3.15V @ 12A	A	4.00	2.25	2.62	3.56	-		0.19	1.04
266S6	63	6.3V @ 10A	3.15V @ 20A	A	4.00	2.47	2.62	3.56	-		0.19	2.6
266V6B	126	6.3V @ 20A	3.15V @ 40A	B	3.13	3.56	3.81	2.50	3.00	0.20	0.38	6.4
266G9	4.5	9V @ 0.5A	4.5V @ 1A	A	2.38	1.48	1.43	2.00	-		0.19	0.4

Part No.	VA	Secondary VAC (R.M.S.)		Mounting Style	Dimensions					Mounting Hole		Weight (Lbs)
		Series (C.T.)	Parallel		A	B	C	D	E	Height	Width	
266E12	1.8	12V @ 0.15A	6V @ 0.3A	A	2.06	1.22	1.25	1.75	-		0.19	0.28
266F12B	3.6	12V @ 0.3A	6V @ 0.6A	A	2.38	1.48	1.43	2.00	-		0.19	0.4
266F12C	4.2	12V @ 0.35A	6V @ 0.7A	A	2.38	1.48	1.43	2.00	-		0.19	0.4
266GD12	8.4	12V @ 0.7A	6V @ 1.4A	A	2.82	1.69	1.69	2.38	-		0.19	0.76
266JA12	12	12V @ 1A	6V @ 2A	V	2.88	1.73	2.37	2.38	-		0.19	1
266JB12	14.4	12V @ 1.2A	6V @ 2.4A	A	3.25	2.06	2.00	2.81	-		0.19	1
266LA12	24	12V @ 2A	6V @ 4A	V	3.13	1.97	2.75	2.81	-		0.19	1.6
266N12B	48	12V @ 4A	6V @ 8A	A	4.03	2.21	2.62	3.56	-		0.19	2.5
266PA12	72	12V @ 6A	6V @ 12A	A	4.03	2.50	2.63	3.56	-		0.19	2.63
266F12	3.78	12.6V @ 0.3A	6.3V @ 0.6A	A	2.38	1.50	1.45	2.00	-		0.19	0.4
266G12	6.3	12.6V @ 0.5A	6.3V @ 1A	A	2.81	1.60	1.68	2.38	-		0.19	0.6
266J12	12.6	12.6V @ 1A	6.3V @ 2A	A	3.25	1.75	2.00	2.81	-		0.19	1
266K12	18.9	12.6V @ 1.5A	6.3V @ 3A	A	3.25	2.06	2.00	2.81	-		0.19	1.15
266L12B	25.2	12.6V @ 2A	6.3V @ 4A	V	3.13	1.97	2.75	2.81	-		0.19	1.6
266L12	31.5	12.6V @ 2.5A	6.3V @ 5A	A	3.69	2.20	2.31	3.13	-		0.19	1
266M12	38	12.6V @ 3A	6.3V @ 6A	A	3.69	2.31	2.31	3.13	-		0.19	1.6
266N12	50.4	12.6V @ 4A	6.3V @ 8A	A	4.00	2.40	2.62	3.56	-		0.19	2.69
266G14	7	14V @ 0.5A	7V @ 1A	A	2.81	1.60	1.68	2.38	-		0.19	0.6
266J14	14	14V @ 1A	7V @ 2A	A	3.25	2.06	2.00	2.81	-		0.19	1.2
266L14	28	14V @ 2A	7V @ 4A	A	3.69	2.00	2.31	3.13	-		0.19	1.63
266PA14	84	14V @ 6A	7V @ 12A	B	2.81	2.85	3.44	2.25	2.38	0.20	0.38	4
266G16	8	16V @ 0.5A	8V @ 1A	A	2.81	1.60	1.68	2.38	-		0.19	0.78
266J16	16	16V @ 1A	8V @ 2A	A	3.25	1.90	2.00	2.81	-		0.19	1.2
266L16	35.2	16V @ 2.2A	8V @ 4.4A	A	3.69	2.20	2.35	3.13	-		0.19	1.9
266M16	48	16V @ 3A	8V @ 6A	A	4.00	2.30	2.62	3.56	-		0.19	2.5
266K18	27	18V @ 1.5A	9V @ 3A	A	3.69	1.97	2.31	3.13	-		0.19	1.58
266M18	54	18V @ 3A	9V @ 6A	A	4.03	2.50	2.63	3.56	-		0.19	2.68
266P18	90	18V @ 5A	9V @ 10A	B	2.81	3.06	3.41	2.25	2.50	0.20	0.38	3.9
266F20	6	20V @ 0.3A	10V @ 0.6A	A	2.81	1.60	1.68	2.38	-		0.19	0.6
266G20	10	20V @ 0.5A	10V @ 1A	V	2.88	1.90	2.37	2.38	-		0.19	1
266L20	40	20V @ 2A	10V @ 4A	A	4.00	2.25	2.62	3.56	-		0.19	2.63
266M20	60	20V @ 3A	10V @ 6A	A	4.03	2.50	2.63	3.26	-		0.19	2.68
266C24	2	24V @ 0.085A	12V @ 0.17A	A	2.06	1.38	1.19	1.75	-		0.19	0.28
266EA24	4.8	24V @ 0.2A	12V @ 0.4A	A	2.38	1.60	1.45	2.00	-		0.19	0.45
266F24	7.2	24V @ 0.3A	12V @ 0.6A	A	2.81	1.60	1.68	2.38	-		0.19	0.6
266FB24	9.6	24V @ 0.4A	12V @ 0.8A	A	2.82	1.69	1.69	2.38	-		0.19	0.75
266G24	12	24V @ 0.5A	12V @ 1A	V	2.88	1.90	2.37	2.38	-		0.19	1
266GD24	16.8	24V @ 0.7A	12V @ 1.4A	A	3.25	2.06	2.00	2.81	-		0.19	1.15
266J24	24	24V @ 1A	12V @ 2A	V	3.13	2.00	2.75	2.81	-		0.19	1.6
266J24B	24	24V C.T. @ 1A	-	A	3.25	2.00	2.00	2.81	-		0.19	1.6
266L24	48	24V @ 2A	12V @ 4A	V	3.56	2.25	3.12	3.13	-		0.19	2.25
266M24	72	24 V @ 3A	12V @ 6A	A	4.03	2.50	2.63	3.56	-		0.19	2.68
266N24	96	24V @ 4A	12V @ 8A	B	2.81	3.06	3.38	2.25	2.50	0.20	0.38	4.4
266P24	120	24V @ 5A	12V @ 10A	B	3.13	2.86	3.81	2.50	2.50	0.20	0.38	5.2
266PA24	144	24V @ 6A	12V @ 12A	B	3.13	3.75	3.81	2.50	2.88	0.20	0.38	6
266R24	192	24V @ 8A	12V @ 16A	B	3.44	3.56	4.13	2.94	3.00	0.20	0.38	8.6
266S24	240	24V @ 10A	12V @ 20A	B	3.44	3.60	4.30	2.75	3.00	0.20	0.38	8.6
266J25	25.2	25.2V @ 1A	12.6V @ 2A	A	3.25	2.06	2.00	2.81	-		0.19	1.25
266L25	50.4	25.2V @ 2A	12.6V @ 4A	A	4.00	2.25	2.62	3.56	-		0.19	2.69
266LA25	50.4	25.2V C.T. @ 2A	-	A	3.69	2.13	2.31	3.13	-		0.19	2.69
266LH25	70.56	25.2V @ 2.8A	12.6V @ 5.6A	A	4.00	2.25	2.62	3.56	-		0.19	2.63
266M25	75	25V @ 3A	12.5V @ 6A	A	4.50	2.50	2.90	4.00	-		0.19	3.25
266J26	26.5	26.8V @ 1A	13.4V @ 2A	A	3.25	2.06	2.00	2.81	-		0.19	1.3
266L28	56	28V @ 2A	14V @ 4A	B	2.50	2.50	3.06	2.00	2.25	0.20	0.38	2.75
266K35	52.5	35V @ 1.5A	17.5V @ 3A	A	4.00	2.25	2.62	3.56	-		0.19	2.25

Part No.	VA	Secondary VAC (R.M.S.)		Mounting Style	Dimensions					Mounting Hole		Weight (Lbs)
		Series (C.T.)	Parallel		A	B	C	D	E	Height	Width	
266G36	18	36V @ 0.5A	18V @ 1A	A	3.25	2.06	2.00	2.81	-		0.19	1.07
266J36	36	36V @ 1A	18V @ 2A	A	3.69	1.97	2.31	3.13	-		0.19	1.78
266F48	12	48V @ 0.25A	24V @ 0.5A	V	2.88	1.75	2.37	2.38	-		0.19	1
266G48	24	48V @ 0.5A	24V @ 1A	V	3.25	2.00	2.00	2.81	-		0.19	1.5
266J48	48	48V @ 1A	24V @ 2A	V	3.56	2.20	3.12	3.13	-		0.19	2.5
266L48	96	48V @ 2A	24V @ 4A	B	2.81	3.06	3.38	2.25	2.50	0.20	0.38	4.5
266M48	144	48V @ 3A	24V @ 6A	B	3.13	3.06	3.84	2.50	2.50	0.20	0.38	6
266N48	192	48V @ 4A	24V @ 8A	B	3.44	3.62	4.22	2.75	3.00	0.20	0.38	8



Tags: power transformers, low voltage, filament, dual primary, dual secondary, center tap

Data subject to change without notice

© 2024. Hammond Manufacturing Ltd. All rights reserved.

## Looking for pricing, stock, or lifecycle information?

Click below to explore more details on WIN SOURCE:

-  [View 266J48 on WIN SOURCE](#)
-  [Hammond Manufacturing Information](#)

## Optimize Your Supply Chain with WIN SOURCE Solutions

-  Global Sourcing Solution
-  Obsolete Management
-  Cost Control Management
-  Shortage Management
-  Alternative Solution
-  Excess Inventory Management