



THE DATASHEET OF
183F12





Quality Products. Service Excellence.

Low Voltage PCB Mount - Universal - 2.5 VA to 56 VA 183 Series

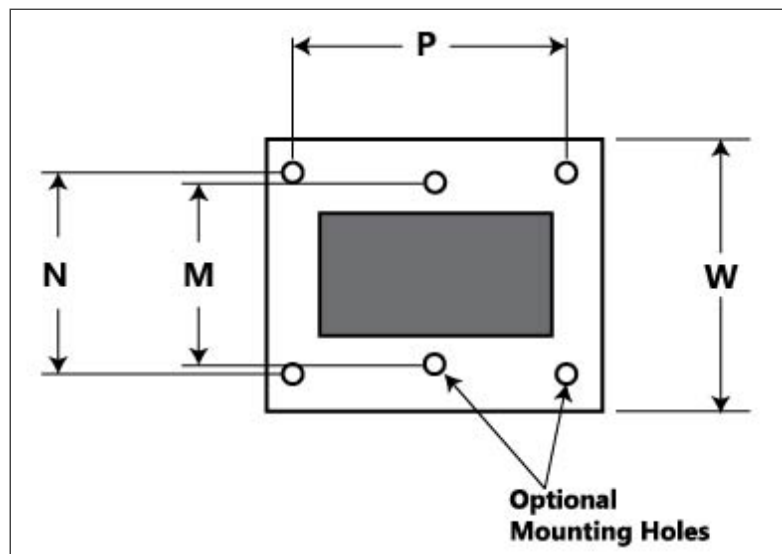
Features



- Universal operation - dual primary. 115 or 230 VAC, 50/60 Hz current.
- 14 output voltages to choose from (5 - 36 VAC R.M.S.)
- Six VA size models available from - 2.5 to 56VA.
- Low profile, split bobbin with top shroud design.
- Dual winding secondaries, non-concentrically wound. Can be wired in series, parallel or used separately.
- Low primary to secondary coupling - no electrostatic shield required.
- High insulation - Hipot of 4,000V RMS.
- Class F insulation - 155 degrees C.
- Two hole mounting on 2.5, 5, 10 and 20VA sizes, four hole mounting on 30 and 56VA size (mounting screws not provided).
- P.C. board mount with industry standard pin spacing.
- Listings: cURus, CE

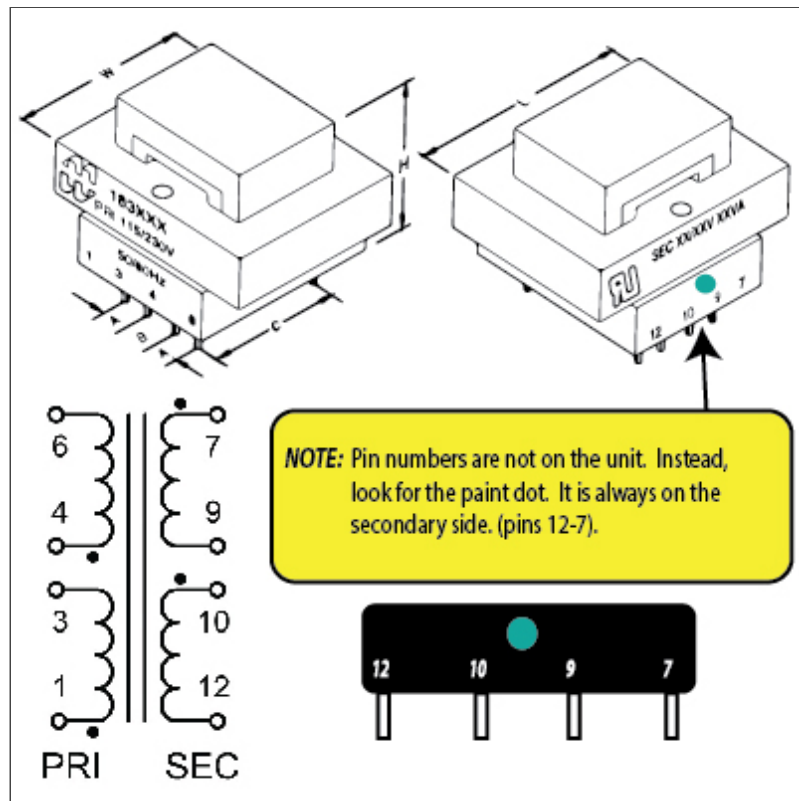
Mechanical & Schematic Data

- Mounting Dimensions (see tables below)



- Schematic





• Complete Connection diagram can be found here - [183 Connection Diagram](#)

Gallery



Dual Primary		Bulk Pack Part No.	Size VA	Secondary (RMS)	
115/230V Part No.	Series (see notes)			Parallel	
183E10	183E10-BULK	2.5	10V C.T. @ 0.25A	5V @ 0.5A	
183F10	183F10-BULK	5	10V C.T. @ 0.5A	5V @ 1A	
183G10	183G10-BULK	10	10V C.T. @ 1A	5V @ 2A	
183H10	183H10-BULK	20	10V C.T. @ 2A	5V @ 4A	
183J10	183J10-BULK	30	10V C.T. @ 3A	5V @ 6A	
183K10	183K10-BULK	56	10V C.T. @ 5.6A	5V @ 11.2A	
183E12	183E12-BULK	2.5	12.6V C.T. @ 0.2A	6.3V @ 0.4A	
183F12	183F12-BULK	5	12.6V C.T. @ 0.4A	6.3V @ 0.8A	
183G12	183G12-BULK	10	12.6V C.T. @ 0.8A	6.3V @ 1.6A	
183H12	183H12-BULK	20	12.6V C.T. @ 1.6A	6.3V @ 3.2A	
183J12	183J12-BULK	30	12.6V C.T. @ 2.4A	6.3V @ 4.8A	
183K12	183K12-BULK	56	12.6V C.T. @ 4.4A	6.3V @ 8.8A	
183E16	183E16-BULK	2.5	16V C.T. @ 0.15A	8V @ 0.3A	
183F16	183F16-BULK	5	16V C.T. @ 0.31A	8V @ 0.62A	
183G16	183G16-BULK	10	16V C.T. @ 0.62A	8V @ 1.25A	
183H16	183H16-BULK	20	16V C.T. @ 1.25A	8V @ 2.5A	
183J16	183J16-BULK	30	16V C.T. @ 1.9A	8V @ 3.8A	
183K16	183K16-BULK	56	16V C.T. @ 3.5A	8V @ 7A	
183E20	183E20-BULK	2.5	20V C.T. @ 0.12A	10V @ 0.24A	

Dual Primary		Bulk Pack Part No.	Size VA	Secondary (RMS)	
115/230V Part No.	Series (see notes)			Parallel	
183F20	183F20-BULK	5	20V C.T. @ 0.25A	10V @ 0.5A	
183G20	183G20-BULK	10	20V C.T. @ 0.5A	10V @ 1A	
183H20	183H20-BULK	20	20V C.T. @ 1.0A	10V @ 2A	
183J20	183J20-BULK	30	20V C.T. @ 1.5A	10V @ 3A	
183K20	183K20-BULK	56	20V C.T. @ 2.8A	10V @ 5.6A	
183E24	183E24-BULK	2.5	24V C.T. @ 0.1A	12V @ 0.2A	
183F24	183F24-BULK	5	24V C.T. @ 0.21A	12V @ 0.42A	
183G24	183G24-BULK	10	24V C.T. @ 0.42A	12V @ 0.84A	
183H24	183H24-BULK	20	24V C.T. @ 0.83A	12V @ 1.66A	
183J24	183J24-BULK	30	24V C.T. @ 1.25A	12V @ 2.5A	
183K24	183K24-BULK	56	24V C.T. @ 2.33A	12V @ 4.66A	
183E28	183E28-BULK	2.5	28V C.T. @ 0.09A	14V @ 0.18A	
183F28	183F28-BULK	5	28V C.T. @ 0.18A	14V @ 0.36A	
183G28	183G28-BULK	10	28V C.T. @ 0.36A	14V @ 0.72A	
183H28	183H28-BULK	20	28V C.T. @ 0.72A	14V @ 1.44A	
183J28	183J28-BULK	30	28V C.T. @ 1.06A	14V @ 2.12A	
183K28	183K28-BULK	56	28V C.T. @ 2A	14V @ 4A	
183E36	183E36-BULK	2.5	36V C.T. @ 0.07A	18V @ 0.14A	
183F36	183F36-BULK	5	36V C.T. @ 0.14A	18V @ 0.28A	
183G36	183G36-BULK	10	36V C.T. @ 0.28A	18V @ 0.56A	
183H36	183H36-BULK	20	36V C.T. @ 0.56A	18V @ 1.12A	
183J36	183J36-BULK	30	36V C.T. @ 0.82A	18V @ 1.64A	
183K36	183K36-BULK	56	36V C.T. @ 1.56A	18V @ 3.12A	

Notes: when connecting the secondaries in series (pin 9 connected to pin 10) - that connection acts as a C.T. (center tap).

Mechanical & Schematic Data



(VA)	Dimensions									Pin Size	Mtg.	Weight
Size	L	W	H	A	B	C	M	N	P	(Square)	Screw	lbs.
2.5	1.63	1.44	1.13	0.20	0.25	1.00	1.06	-	-	0.025	#4	0.17
5	1.63	1.44	1.38	0.20	0.40	1.00	1.06	-	-	0.025	#4	0.37
10	1.88	1.56	1.38	0.20	0.40	1.14	1.25	-	-	0.036	#4	0.53
20	2.25	1.88	1.63	0.40	0.40	1.46	1.50	-	-	0.036	#4	0.9
30	2.63	2.19	1.56	0.55	0.28	1.68	-	1.75	2.19	0.045	#6	1.15
56	3.00	2.50	1.81	0.60	0.30	1.90	-	2.00	2.50	0.045	#6	1.7

Tags: power transformer, low voltage, PCB mount, circuit board, dual primary, universal, output, dual winding, insulated *Data subject to change without notice*

© 2024. Hammond Manufacturing Ltd. All rights reserved.

Looking for pricing, stock, or lifecycle information?

Click below to explore more details on WIN SOURCE:

-  [View 183F12 on WIN SOURCE](#)
-  [Hammond Manufacturing Information](#)

Optimize Your Supply Chain with WIN SOURCE Solutions

-  Global Sourcing Solution
-  Obsolete Management
-  Cost Control Management
-  Shortage Management
-  Alternative Solution
-  Excess Inventory Management