



**THE DATASHEET OF
GP12MSV1BE**



GP Series Sealed Ultraminiature Pushbutton Switches



A


Pushbutton

Features/Benefits

- Ultraminiature design saves space
- Process compatible, withstands most soldering and washing processes
- Thru-hole and surface mount models available
- Sealed construction—internal o-ring and epoxy base
- RoHS compliant

Typical Applications

- Telecommunications and network equipment
- Computers and peripheral products
- Instrumentation
- Medical Applications



Specifications

CONTACT RATING: 0.4 VA max. @ 20 V AC or DC max.

MECHANICAL & ELECTRICAL LIFE: 40,000 make-and-break cycles at full load.

CONTACT RESISTANCE: Below 50 mΩ typ. initial @ 2-4 V DC, 100 mA.

INSULATION RESISTANCE: 10⁹Ω min.

DIELECTRIC STRENGTH: 500 Vrms min. @ sea level.

OPERATING TEMPERATURE: -40°C to 85°C.

SOLDERABILITY: Per MIL-STD-202F method 208D, or EIA RS-186E method 9 (1 hour steam aging).

DEGREE OF PROTECTION: IP57; Protection against harmful dust deposit, full-scale voltage protection, temporary immersion.

PACKAGING: Surface mount switches standard in anti-static tape and reel packaging per EIA 481-3, see page A-80 for drawings and reel information. Thru-Hole parts are shipped in trays.

All models are RoHS compliant and compliant.

Materials

HOUSING & BASE: Glass filled nylon 4/6, flame retardant, heat stabilized (UL 94V-0).

ACTUATOR: Glass filled nylon 4/6, flame retardant (UL 94V-0) with standard internal o-ring seal.

SWITCH SUPPORT: Brass, tin plated.

MOVABLE CONTACT: Copper alloy, with gold plate over nickel plate.

STATIONARY CONTACTS Copper alloy, with gold plate over nickel plate.

TERMINALS: Copper alloy, with gold flash over nickel plate.

TERMINAL SEAL: Epoxy/Urethane. All terminals insert molded.

NOTE: Any models supplied with B contact material are RoHS compliant and compatible.

NOTE: Materials listed above are general specifications. Specifications available for specific and custom switches, consult Customer Service Center.

CAUTION: PC mounting layouts and pads as shown are designed to be compatible with the latest equipment and reflow techniques. Care should be taken in the design and location of PC lands to suit individual needs. Orientation relative to reflow direction may significantly impact solder joint integrity.

How To Order

Part number list is shown below. For individual part details, please refer to the following pages.

Part Number (Part Description)	Product Details
GP11MCBE	SPST Mom. PC Thru-hole, without support bracket
GP12MCBE	SPDT Mom. PC Thru-hole, without support bracket
GP11MABE	SPST Mom. PC Thru-hole, with vertical support bracket
GP12MABE	SPDT Mom. PC Thru-hole, with vertical support bracket
GP11MSABE	SPST Mom. SMT, with vertical support bracket
GP12MSABE	SPDT Mom. SMT, with vertical support bracket
GP11MSA1BE	SPST Mom. SMT, Half-Pitch, with vertical support bracket
GP12MSA1BE	SPDT Mom. SMT, Half-Pitch, with vertical support bracket
GP12MSCBE	SPDT Mom. SMT, without support bracket
GP11MSV1BE	SPST Mom. SMT, with horizontal support bracket
GP12MSV1BE	SPDT Mom. SMT, with horizontal support bracket

MOM. = Momentary



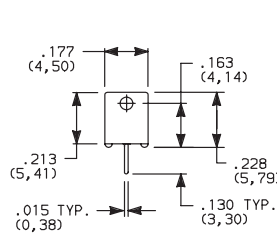
A

Pushbutton

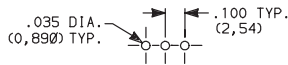
GP Series Sealed Ultraminiature Pushbutton Switches

PART NUMBER	SWITCH FUNCTION		SCHEMATIC
	POS. 1	POS. 2	
GP11MCBE	OFF	MOM.	 SPST
Conn. Terms.	OPEN	1-3	
GP12MCBE	ON	MOM.	 SPDT
Conn. Terms	2-1	2-3	

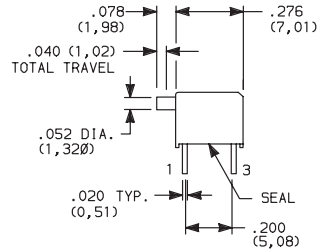
MOM. = Momentary




PC MOUNTING



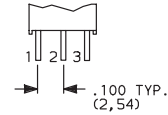
GP11- omit center hole.



Terminal nos. for reference only.

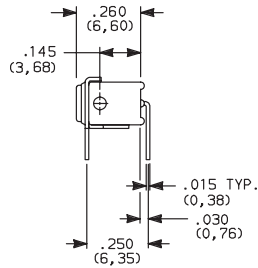


**GP11MCBE
SPST**

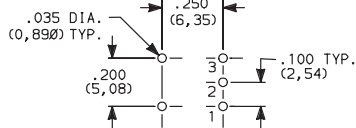


GP12 Model

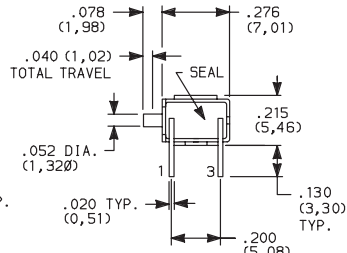
**GP11MABE
SPST**



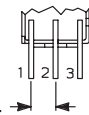
PC MOUNTING



GP11- omit hole 2.



Terminal nos. for reference only.



GP12 Model

PART NUMBER	SWITCH FUNCTION		SCHEMATIC
	POS. 1	POS. 2	
GP11MABE	OFF	MOM.	 SPST
Conn. Terms.	OPEN	1-3	
GP12MABE	ON	MOM.	 SPDT
Conn. Terms.	2-1	2-3	

MOM. = Momentary



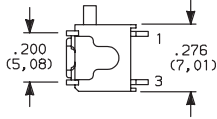
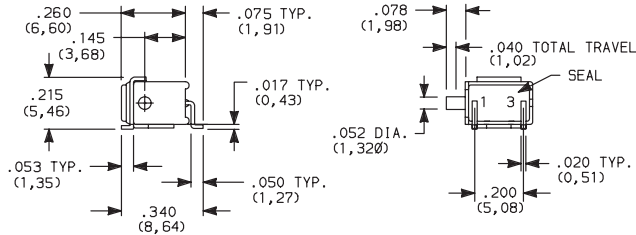
GP Series Sealed Ultraminiature Pushbutton Switches

A

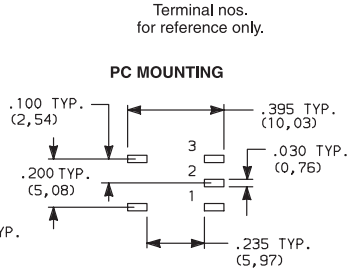
Pushbutton



GP11MSABE
SPST



GP12 Model



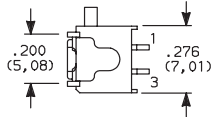
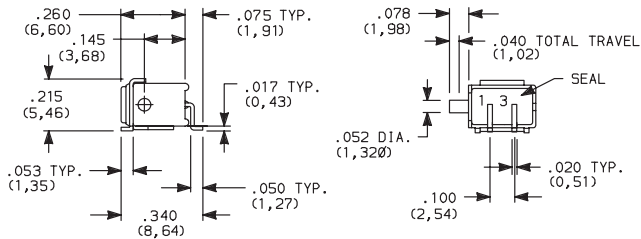
GP11- omit pad 2.

PART NUMBER	SWITCH FUNCTION		SCHEMATIC
	POS.1	POS. 2	
GP11MSABE	OFF	MOM.	 SPST
Conn. Terms	OPEN	1-3	
GP12MSABE	ON	MOM.	 SPDT
Conn. Terms	2-1	2-3	

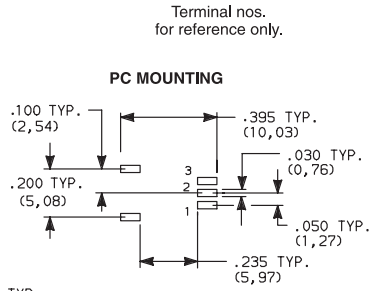
MOM. = Momentary



GP11MSA1BE
SPST



GP12 Model



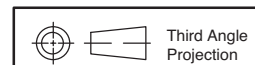
GP11- omit pad 2.

PART NUMBER	SWITCH FUNCTION		SCHEMATIC
	POS.1	POS. 2	
GP11MSA1BE	OFF	MOM.	 SPST
Conn. Terms.	OPEN	1-3	
GP12MSA1BE	ON	MOM.	 SPDT
Conn. Terms	2-1	2-3	

MOM. = Momentary



2 Mar 22



Dimensions are shown: Inches (mm)
Specifications and dimensions subject to change

GP Series Sealed Ultraminiature Pushbutton Switches

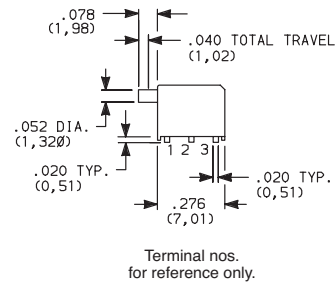
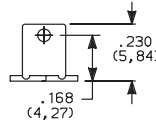


A

Pushbutton

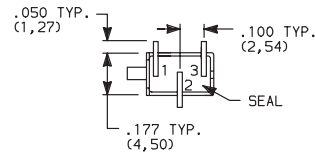
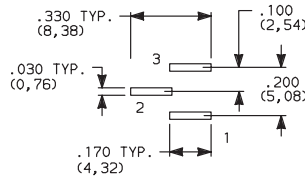
PART NUMBER	SWITCH FUNCTION		SCHEMATIC
	POS. 1	POS. 2	
GP12MSCBE	ON	MOM.	 NC 1 2 (COMM) 3 NO SPDT
Conn. Terms	2-1	2-3	

MOM. = Momentary

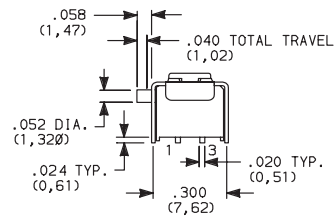
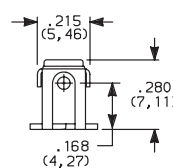


GP12MSCBE
SPDT

PC MOUNTING



NOTE: Recommended for infrequent use applications only
For increased switch mounting strength, order, SV1 termination style with support bracket (see below).

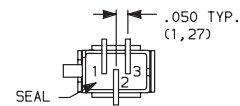
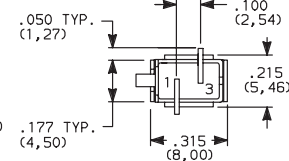
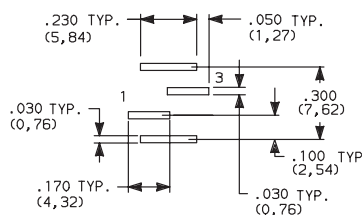


GP11MSV1BE
SPST

PART NUMBER	SWITCH FUNCTION		SCHEMATIC
	POS. 1	POS. 2	
GP11MSV1BE	OFF	MOM.	 1 2 3 SPST
Conn. Terms.	OPEN	1-3	
GP12MSV1BE	ON	MOM.	 NC 1 2 (COMM) 3 NO SPDT
Conn. Terms.	2-1	2-3	

MOM. = Momentary

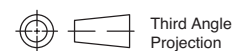
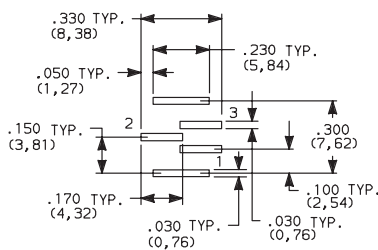
PC MOUNTING GP11 MODELS



GP12 Model

Terminal nos. for reference only.

PC MOUNTING GP12 Models



Third Angle Projection



2 Mar 22

Dimensions are shown: Inches (mm)
Specifications and dimensions subject to change



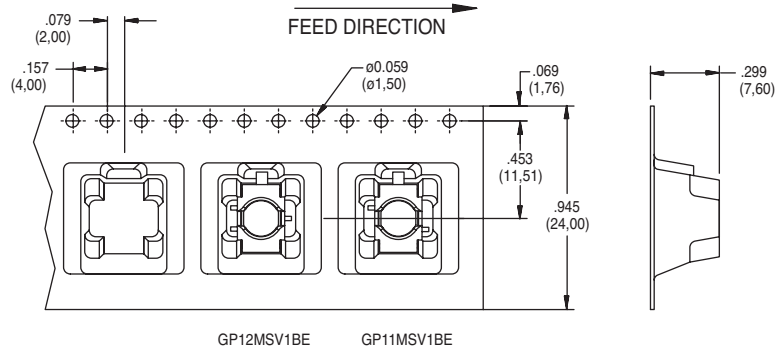
GP Series Sealed Ultraminiature Pushbutton Switches

TAPE & REEL

Pushbutton
A

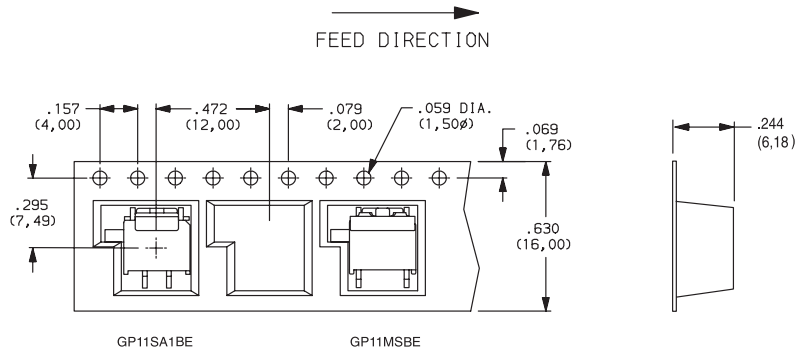
For part numbers GP11MSV1BE, GP12MSV1BE

REEL INFORMATION	
OUTSIDE DIAMETER	13.00 (330,0)
PILOT HOLE	.512 (13,0)
QUANTITY PER REEL	600



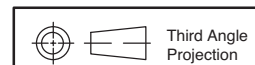
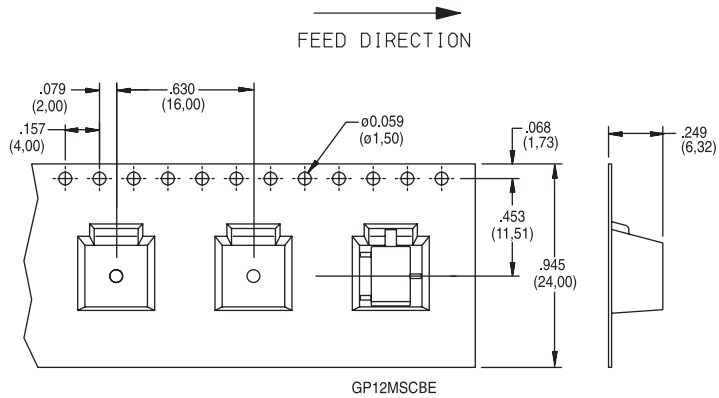
For part numbers GPXXSA1BE, GPXXMSABE

REEL INFORMATION	
OUTSIDE DIAMETER	13.00 (330,0)
PILOT HOLE	.512 (13,0)
QUANTITY PER REEL	600



For part numbers GP12MSCBE

REEL INFORMATION	
OUTSIDE DIAMETER	13.00 (330,0)
PILOT HOLE	.512 (13,0)
QUANTITY PER REEL	600



Dimensions are shown: Inches (mm)
Specifications and dimensions subject to change



2 Mar 22

Looking for pricing, stock, or lifecycle information?

Click below to explore more details on WIN SOURCE:

- ⊖ [View GP12MSV1BE](#) on WIN SOURCE
- ⊖ [C&K Components](#) Information

Optimize Your Supply Chain with WIN SOURCE Solutions

- ✓ Global Sourcing Solution
- ✓ Obsolete Management
- ✓ Cost Control Management
- ✓ Shortage Management
- ✓ Alternative Solution
- ✓ Excess Inventory Management