



**THE DATASHEET OF
GM1EG55200A**



GM1JV55200AE Series GM1BC55270AC GM1GC55200AC GM1EG55200A Series

Chip LED

1608 size
0.55 mm thickness

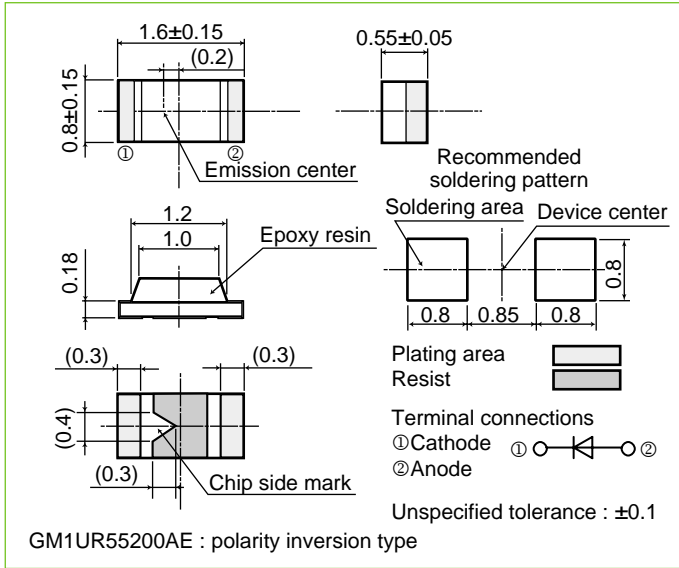


Features

- Outline dimensions : 1.6×0.8×0.55 mm
- Taped products (5 000 pcs/reel)
- Lead-free (product contains no lead)

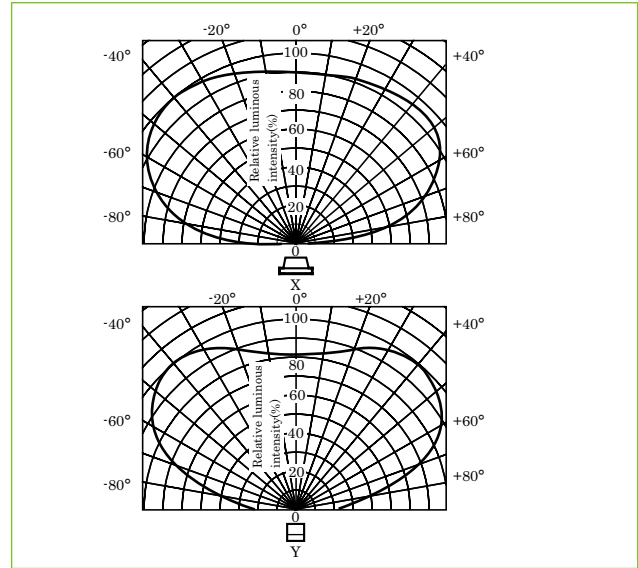
Outline Dimensions

(Unit : mm)



Directive Characteristics

(Ta=25 °C)



Absolute Maximum Ratings

(Ta=25 °C)

Model No.	Material	Power dissipation P (mW)	Forward current I _F (mA)	Peak forward current I _{FM} *1 (mA)	Derating factor (mA / °C)		Reverse voltage V _R (V)	Operating temperature T _{opr} (°C)	Storage temperature T _{stg} (°C)	Soldering temperature T _{sol} *2 (°C)
					DC	Pulse				
GM1J□55200AE series	AlGaInP on GaAs	52	20	40	0.27	0.53	5	-30 to +85	-40 to +100	350
GM1BC55270AC	InGaN	63	20	40	0.27	0.53	5	-20 to +80	-40 to +100	250
GM1GC55200AC	InGaN	78	20	40	0.27	0.53	5	-20 to +80	-40 to +100	250
GM1□□55200A series	GaAsPonGaP*3	84*4	30	50	0.40	0.67	5	-30 to +85	-40 to +100	350

*1 Duty ratio=1/10, Pulse width=0.1 ms *2 For 3 s or less, Hand soldering. *3 GM1UR55200A : GaAlAs on GaAlAs, GM1EG55200A : GaP *4 GM1UR55200A : 75

Electro-optical Characteristics

(Ta=25 °C)

Resin type	Model No.	Emitting color	Forward voltage V _F (V)		Peak emission wavelength λ _p (nm) TYP.	Dominant wavelength λ _d (nm) TYP.	Luminous intensity I _v (mcd) TYP.	Spectrum radiation bandwidth Δλ (nm) TYP.	Reverse current		Terminal capacitance		Conditions I _F (mA)	Page for characteristics diagrams
			TYP.	MAX.					I _R (μA) MAX.	V _R (V)	C _t (pF) TYP.	(MHz)		
Colorless transparency	GM1JJ55200AE	Orange	2.0	2.6	627	618	19	15	100	4	60	1	5	54
	GM1JS55200AE	Sunset orange	2.0	2.6	609	605	20.9	15	100	4	60	1	5	
	GM1JV55200AE	Amber	2.0	2.6	591	588	16.8	15	100	4	60	1	5	
	GM1JE55200AE	Yellow-green	2.0	2.6	575	573	13	15	100	4	60	1	5	
★ Colorless transparency	GM1BC55270AC	Blue	2.9	3.15	465	470	23	26	100	4	-	-	5	59
Colorless transparency	GM1GC55200AC	Green	3.2	3.9	528	530	47	36	100	4	-	-	10	59
Colorless transparency	GM1UR55200A	Red	1.85	2.5	660	-	29.7	20	100	3	25	1	20	66
	GM1HD55200A	Red	2.0	2.8	635	-	12.5	35	10	4	20	1	20	67
	GM1HS55200A	Sunset orange	2.0	2.8	610	-	11.4	35	10	4	35	1	20	68
	GM1HY55200A	Yellow	2.1	2.8	585	-	11.5	30	10	4	35	1	20	68
	GM1EG55200A	Yellow-green	2.1	2.8	565	-	19.0	30	10	4	35	1	20	69

★ Under development

(Notice)

- In the absence of confirmation by device specification sheets, SHARP takes no responsibility for any defects that may occur in equipment using any SHARP devices shown in catalogs, data books, etc.
- Contact SHARP in order to obtain the latest device specification sheets before using any SHARP device.
- Specifications are subject to change without notice for improvement.







Internet address for Electric Components
<http://sharp-world.com/products/device/index.html>

Looking for pricing, stock, or lifecycle information?

Click below to explore more details on WIN SOURCE:

-  [View GM1EG55200A](#) on WIN SOURCE
-  [Sharp Microelectronics](#) Information

Optimize Your Supply Chain with WIN SOURCE Solutions

-  Global Sourcing Solution
-  Obsolete Management
-  Cost Control Management
-  Shortage Management
-  Alternative Solution
-  Excess Inventory Management