







**THE DATASHEET OF
FX12B-60P-0.4SV**



APPLICABLE STANDARD					
RATING	OPERATING TEMPERATURE RANGE	-55 °C TO 85 °C ⁽¹⁾	STORAGE TEMPERATURE RANGE	-10 °C TO 60 °C ⁽²⁾	
	VOLTAGE	30 V AC	OPERATING HUMIDITY RANGE	95 % RH MAX.	
	CURRENT	0.3 A	(NO DEW CONDENSATION IS PERMITTED)		
SPECIFICATIONS					
ITEM	TEST METHOD		REQUIREMENTS	QT	AT
CONSTRUCTION					
GENERAL EXAMINATION	VISUALLY AND BY MEASURING INSTRUMENT.		ACCORDING TO DRAWING.	x	x
MARKING	CONFIRMED VISUALLY.			x	x
ELECTRIC CHARACTERISTICS					
CONTACT RESISTANCE	100 mA (DC OR 1000 Hz).		100 mΩ MAX.	x	
INSULATION RESISTANCE	100 V DC		50 MΩ MIN.	x	
VOLTAGE PROOF	100 V AC FOR 1 min.		NO FLASHOVER OR BREAKDOWN.	x	
MECHANICAL CHARACTERISTICS					
INSERTION AND WITHDRAWAL FORCE	MEASURED BY APPLICABLE CONNECTOR.		PIN	INSERTION FORCE (MAX)	WITHDRAWAL FORCE (MIN)
			24	49.6N	4.96 N
			40	56 N	5.6 N
			60	64 N	6.4 N
MECHANICAL OPERATION	30 TIMES INSERTIONS AND EXTRACTIONS.		① CONTACT RESISTANCE: 120 mΩ MAX. ② NO DAMAGE, CRACK AND LOOSENESS OF PARTS.		x
VIBRATION	FREQUENCY 10 TO 55 Hz, SINGLE AMPLITUDE : 0.75 mm, 10 CYCLES IN 3 AXIAL DIRECTIONS.		① NO ELECTRICAL DISCONTINUITY OF 1 μs MIN. ② NO DAMAGE, CRACK AND LOOSENESS OF PARTS.		x
SHOCK	490 m/s ² , DURATION OF PULSE 11 ms FOR 3 TIMES IN 3 BOTH AXIAL DIRECTIONS.				x
ENVIRONMENTAL CHARACTERISTICS					
DAMP HEAT (STEADY STATE)	EXPOSED AT 40±2 °C, 90 ~ 95 %, 96 hrs.		① CONTACT RESISTANCE: 120 mΩ MAX. ② INSULATION RESISTANCE: 25 MΩ MIN. ③ NO DAMAGE, CRACK AND LOOSENESS OF PARTS.		x
RAPID CHANGE OF TEMPERATURE	TEMPERATURE -55→+15~+35→+85→+15~+35°C TIME 30 → 2~3 → 30 → 2~3 min. 5 CYCLES.		① CONTACT RESISTANCE: 120 mΩ MAX. ② INSULATION RESISTANCE: 50 MΩ MIN. ③ NO DAMAGE, CRACK AND LOOSENESS OF PARTS.		x
CORROSION SALT MIST	EXPOSED IN 5 % SALT WATER SPRAY FOR 48 hrs.		NO HEAVY CORROSION.		x
SULPHUR DIOXIDE	EXPOSED IN 25 PPM FOR 96 hrs. (TEST STANDARD: JIS C 0090)				x
RESISTANCE TO SOLDERING HEAT	1) REFLOW SOLDERING : 250 °C MAX, : 220 °C MIN, FOR 60 sec. 2) SOLDERING IRONS : 360 °C, FOR 5 sec.		NO DEFORMATION OF CASE OF EXCESSIVE LOOSENESS OF THE TERMINALS.		x
SOLDERABILITY	SOLDERED AT SOLDER TEMPERATURE, 240°C, FOR IMMERSION DURATION, 3 sec.		A NEW UNIFORM COATING OF SOLDER SHALL COVER A MINIMUM OF 95% OF THE SURFACE BEING IMMERSED.		x
	COUNT	DESCRIPTION OF REVISIONS	DESIGNED	CHECKED	DATE
	2	DIS-F-006120	TS. 00N0	HT. YAMAGUCHI	12. 03. 26
REMARK ⁽¹⁾ TEMPERATURE RISE INCLUDED WHEN ENERGIZED. ⁽²⁾ THIS STORAGE INDICATES A LONG-TERM STORAGE STATE FOR THE UNUSED PRODUCT BEFORE THE BOARD MOUNTED.			APPROVED	HS. OKAWA	06. 04. 11
			CHECKED	HT. YAMAGUCHI	06. 04. 11
			DESIGNED	TH. NODA	06. 04. 10
Unless otherwise specified, refer to JIS C 5402.			DRAWN	TH. NODA	06. 04. 10
Note	QT:Qualification Test AT:Assurance Test X:Applicable Test		DRAWING NO.	ELC4-156244-00	
	SPECIFICATION SHEET		PART NO.	FX12B-*P-0. 4SV	
	HIROSE ELECTRIC CO., LTD.		CODE NO.	 1/1	

Looking for pricing, stock, or lifecycle information?

Click below to explore more details on WIN SOURCE:

-  [View FX12B-60P-0.4SV on WIN SOURCE](#)
-  [Hirose Electric Co Ltd Information](#)

Optimize Your Supply Chain with WIN SOURCE Solutions

-  Global Sourcing Solution
-  Obsolete Management
-  Cost Control Management
-  Shortage Management
-  Alternative Solution
-  Excess Inventory Management