




**THE DATASHEET OF  
FTS-106-01-L-DV-P-TR**



# MICRO LOW PROFILE TERMINAL STRIPS

(1.27 mm) .050" PITCH • FTS SERIES



## FTS

Board Mates:  
CLP, FLE

Cable Mates:  
FFSD

## SPECIFICATIONS

**Insulator Material:**  
Black Liquid Crystal Polymer  
**Terminal Material:**  
Phosphor Bronze  
**Operating Temp Range:**  
-55 °C to +125 °C  
**Plating:**  
Sn or Au over 50 μ" (1.27 μm) Ni  
**Current Rating:**  
3.4 A per pin  
(2 pins powered)

## PROCESSING

**Lead-Free Solderable:**  
Yes  
**SMT Lead Coplanarity:**  
.004" (0.10 mm) max

## ALSO AVAILABLE

Alignment pin  
(MOQ Required)

## OPTIONS

-TR OPTION

-SA OPTION

-P OPTION

-S OPTION

<b>FTS</b>	<b>1</b>	<b>NO. PINS PER ROW</b>	<b>LEAD STYLE</b>	<b>PLATING OPTION</b>	<b>ROW OPTION</b>	<b>OTHER OPTION</b>
------------	----------	-------------------------	-------------------	-----------------------	-------------------	---------------------

**02 thru 50**  
(except -S & -SA  
option = 05 thru 46)

**-01**  
= (3.05 mm)  
.120" Post  
(Mates with FFSD)

**-02**  
= (1.91 mm)  
.075" Post  
(Mates with FLE)

**-03**  
= (1.65 mm)  
.065" Post  
(Mates with CLP)

**-04**  
= (3.81 mm)  
.150" Post  
(-D & -DV only)

**-F**  
= Gold flash  
on post,  
Matte Tin  
on tail

**-L**  
= 10 μ"  
(0.25 μm)  
Gold on post,  
Matte Tin  
on tail

**-D**  
= Double  
Through-hole

**-DV**  
= Double  
Vertical SMT

**-S**  
= Single  
Through-hole

**-SV**  
= Single  
Vertical SMT

(-D & -DV only)

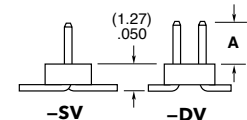
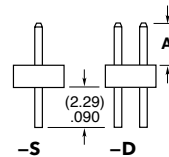
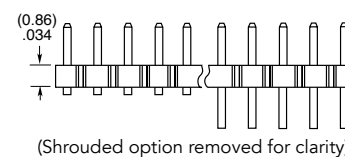
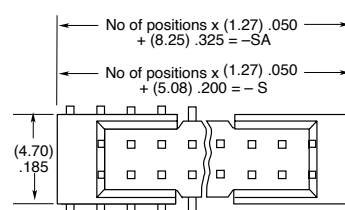
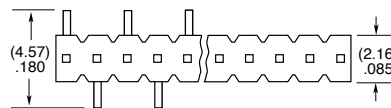
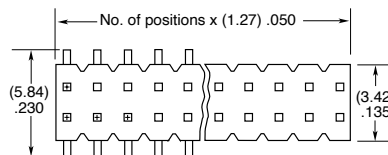
**-SA**  
= End Shroud  
with Alignment Pin  
(05 thru 46 positions.  
Style -02 & -03 only)

**-S**  
= End Shroud  
(05 thru 46 positions.  
Style -02 & -03 only)

**-P**  
= Pick & Place Pad  
(04 positions min.)

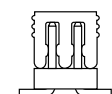
**-TR**  
= Tape & Reel  
(-DV only)  
(Required callout for  
positions 02 thru 04)

**-FR**  
= Full Reel  
Tape & Reel  
(must order max.  
quantity per reel;  
contact Samtec for  
quantity breaks)  
(-DV only)

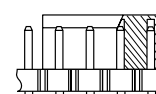


LEAD STYLE	A
-01	(3.05) .120
-02	(1.91) .075
-03	(1.65) .065
-04	(3.81) .150

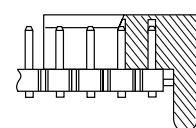
(Shrouded option removed for clarity)



-P OPTION



-S OPTION



-SA OPTION

**Note:**  
Some lengths, styles and  
options are non-standard,  
non-returnable.

## Looking for pricing, stock, or lifecycle information?

Click below to explore more details on WIN SOURCE:

 [View FTS-106-01-L-DV-P-TR on WIN SOURCE](#)

 [Samtec Inc. Information](#)

## Optimize Your Supply Chain with WIN SOURCE Solutions

-  Global Sourcing Solution
-  Obsolete Management
-  Cost Control Management
-  Shortage Management
-  Alternative Solution
-  Excess Inventory Management