




**THE DATASHEET OF  
FH29DJ-80S-0.2SHW(99)**





Jun.1.2024 Copyright 2024 HIROSE ELECTRIC CO., LTD. All Rights Reserved.  
In case of consideration for using Automotive equipment / device which demand high reliability, kindly contact our sales window correspondents.

APPLICABLE STANDARD					
RATING	OPERATING TEMPERATURE RANGE	-55°C TO +85°C	STORAGE TEMPERATURE RANGE	-10°C TO +50°C(PACKED CONDITION)	
	VOLTAGE	40V AC/DC	OPERATING OR STORAGE HUMIDITY RANGE	RELATIVE HUMIDITY 90%MAX(NOT DEWED)	
	CURRENT	0.25A (note1)	APPLICABLE CABLE	t=0.2±0.03mm, GOLD PLATING	
SPECIFICATIONS					
ITEM	TEST METHOD		REQUIREMENTS	QT	AT
CONSTRUCTION					
GENERAL EXAMINATION	VISUALLY AND BY MEASURING INSTRUMENT.		ACCORDING TO DRAWING.	×	×
MARKING	CONFIRMED VISUALLY.			×	×
ELECTRICAL CHARACTERISTICS					
VOLTAGE PROOF	120V AC FOR 1 min.		NO FLASHOVER OR BREAKDOWN.	×	×
INSULATION RESISTANCE	100V DC.		500MΩ MIN.	×	×
CONTACT RESISTANCE	AC 20mV MAX (1KHz), 1mA.		100mΩ MAX. INCLUDING FPC BULK RESISTANCE (L=8mm)	×	×
MECHANICAL CHARACTERISTICS					
VIBRATION	FREQUENCY 10 TO 55 Hz, HALF AMPLITUDE 0.75 mm FOR 10 CYCLES IN 3 AXIAL DIRECTIONS.		① NO ELECTRICAL DISCONTINUITY OF 1 μs. ② CONTACT RESISTANCE: 100mΩ MAX.	×	—
SHOCK	981 m/s <sup>2</sup> , DURATION OF PULSE 6ms AT 3 TIMES IN 3 BOTH AXIAL DIRECTIONS.			③ NO DAMAGE, CRACK AND LOOSENESS OF PARTS.	×
MECHANICAL OPERATION	20 TIMES INSERTIONS AND EXTRACTIONS.		① CONTACT RESISTANCE: 100mΩ MAX. ② NO DAMAGE, CRACK AND LOOSENESS OF PARTS.	×	—
FPC RETENTION FORCE	MEASURED BY APPLICABLE FPC. (THICKNESS OF FPC SHALL BE t=0.20mm AT INITIAL CONDITION.)		① DIRECTION OF INSERTION: 0.15 N × n MIN. ② VERTICAL DIRECTION OF INSERTION: 0.1 N × n MIN. (note 2)	×	—
ENVIRONMENTAL CHARACTERISTICS					
CORROSION SALT MIST	EXPOSED AT 35±2°C, 5% SALT WATER SPRAY FOR 96h.		① CONTACT RESISTANCE: 100mΩ MAX. ② NO DAMAGE, CRACK AND LOOSENESS OF PARTS. ③ NO EVIDENCE OF CORROSION WHICH AFFECTS TO OPERATION OF CONNECTOR.	×	—
RAPID CHANGE OF TEMPERATURE	TEMPERATURE -55→+15 TO +35→+85→+15 TO +35 °C TIME 30 → 2 TO 3 → 30 → 2 TO 3 min UNDER 5 CYCLES.		① CONTACT RESISTANCE: 100mΩ MAX. ② INSULATION RESISTANCE: 50MΩ MIN. ③ NO DAMAGE, CRACK AND LOOSENESS OF PARTS.	×	—
DAMP HEAT (STEADY STATE)	EXPOSED AT 40±2°C, RELATIVE HUMIDITY 90 TO 95%, 96h.			×	—
	COUNT	DESCRIPTION OF REVISIONS	DESIGNED	CHECKED	DATE
REMARK  Unless otherwise specified, refer to IEC 60512.			APPROVED	NF.MIYAZAKI	16.03.30
			CHECKED	YH.MICHIDA	16.03.30
			DESIGNED	KN.KOBAYASHI	16.03.30
			DRAWN	RN.IIDA	16.03.24
Note QT:Qualification Test AT:Assurance Test X:Applicable Test			DRAWING NO.		ELC-355229-99-00
	SPECIFICATION SHEET		PART NO.	FH29DJ-*S-0.2SHW(99)	
	HIROSE ELECTRIC CO., LTD.		CODE NO.	CL580	1/2





SPECIFICATIONS				
ITEM	TEST METHOD	REQUIREMENTS	QT	AT
DAMP HEAT, CYCLIC	EXPOSED AT -10 TO +65 °C RELATIVE HUMIDITY 90 TO 96 % 10 CYCLES, TOTAL 240h.	① CONTACT RESISTANCE: 100mΩ MAX. ② INSULATION RESISTANCE: 1MΩ MIN. (AT HIGH HUMIDITY) ③ INSULATION RESISTANCE: 50MΩ MIN. (AT DRY) ④ NO DAMAGE, CRACK AND LOOSENESS OF PARTS.	×	—
DRY HEAT	EXPOSED AT 85±2°C, 96h.	① CONTACT RESISTANCE: 100mΩ MAX. ② NO DAMAGE, CRACK AND LOOSENESS OF PARTS.	×	—
COLD	EXPOSED AT -55±3°C, 96h.		×	—
SULPHUR DIOXIDE [JIS C 60068-2-42]	EXPOSED AT 40±2°C, RELATIVE HUMIDITY 80±5 %, 25±5 ppm FOR 96h.	① CONTACT RESISTANCE: 100mΩ MAX. ② NO DAMAGE, CRACK AND LOOSENESS OF PARTS. ③ NO EVIDENCE OF CORROSION WHICH AFFECTS TO OPERATION OF CONNECTOR.	×	—
HYDROGEN SULPHIDE [JIS C 60068-2-43]	EXPOSED AT 40±2°C, RELATIVE HUMIDITY 80±5 %, 10 TO 15 ppm FOR 96h.		×	—
SOLDERABILITY	SOLDERED AT SOLDER TEMPERATURE, 245±3°C FOR IMMERSION DURATION, 3±0.3 sec.	A NEW UNIFORM COATING OF SOLDER SHALL COVER A MINIMUM OF 95 % OF THE SURFACE BEING IMMersed.	×	—
RESISTANCE TO SOLDERING HEAT	1) REFLOW SOLDERING: PEAK TMP. 250°C MAX. REFLOW TMP. OVER 230°C WITHIN 60 sec. 2) SOLDERING IRONS: TMP. 350±10°C FOR 5±1 sec.	NO DEFORMATION OF CASE OF EXCESSIVE LOOSENESS OF THE TERMINALS. (note 3)	×	—
<p>(note 1) WHEN THE SAME VALUE OF CURRENT ARE APPLIED TO ALL CONTACTS AT THE SAME TIME IN ONCE, SET THE CURRENT TO THE 70 % OF THE RATED CURRENT VALUE.</p> <p>(note 2) THIS PRODUCT HAS FLIP-LOCK CONSTRUCTION. FASTEN FPC ON PCB OR SOMETHING FIXED IF FORCE IN VERTICAL DIRECTION SHALL BE PREDICTED.</p> <p>(note 3) BLISTERS WHICH MAY OCCUR IN HOUSING DO NOT AFFECT PRODUCT PERFORMANCE.</p>				
Note QT:Qualification Test AT:Assurance Test X:Applicable Test		DRAWING NO.	ELC-355229-99-00	
<b>HRS</b>	SPECIFICATION SHEET		PART NO.	FH29DJ-*S-0.2SHW(99)
	HIROSE ELECTRIC CO., LTD.		CODE NO	CL580
				2/2

## Looking for pricing, stock, or lifecycle information?

Click below to explore more details on WIN SOURCE:

-  [View FH29DJ-80S-0.2SHW\(99\) on WIN SOURCE](#)
-  [Hirose Electric Co Ltd Information](#)

## Optimize Your Supply Chain with WIN SOURCE Solutions

-  Global Sourcing Solution
-  Obsolete Management
-  Cost Control Management
-  Shortage Management
-  Alternative Solution
-  Excess Inventory Management