




**THE DATASHEET OF
FH26W-29S-0.3SHW(60)**





Jun.1.2024 Copyright 2024 HIROSE ELECTRIC CO., LTD. All Rights Reserved.
In case of consideration for using Automotive equipment / device which demand high reliability, kindly contact our sales window correspondents.

APPLICABLE STANDARD					
RATING	OPERATING TEMPERATURE RANGE	-55°C TO +85°C	STORAGE TEMPERATURE RANGE	-10°C TO +50°C(PACKED CONDITION)	
	VOLTAGE	30V AC/DC	OPERATING OR STORAGE HUMIDITY RANGE	RELATIVE HUMIDITY 90%MAX(NOT DEWED)	
	CURRENT	0.2A	APPLICABLE CABLE	t=0.2±0.03mm, GOLD PLATING	
SPECIFICATIONS					
ITEM	TEST METHOD	REQUIREMENTS	QT	AT	
CONSTRUCTION					
GENERAL EXAMINATION	VISUALLY AND BY MEASURING INSTRUMENT.	ACCORDING TO DRAWING.	×	×	
MARKING	CONFIRMED VISUALLY.		×	×	
ELECTRIC CHARACTERISTICS					
VOLTAGE PROOF	90V AC FOR 1 min.	NO FLASHOVER OR BREAKDOWN.	×	×	
INSULATION RESISTANCE	100V DC.	50MΩ MIN.	×	×	
CONTACT RESISTANCE	AC 20mV MAX (1KHz), 1mA.	100mΩ MAX. INCLUDING FPC BULK RESISTANCE (L=12mm)	×	×	
MECHANICAL CHARACTERISTICS					
VIBRATION	FREQUENCY 10 TO 55 Hz, HALF AMPLITUDE 0.75 mm FOR 10 CYCLES IN 3 AXIAL DIRECTIONS.	① NO ELECTRICAL DISCONTINUITY OF 1 μs. ② CONTACT RESISTANCE: 100mΩ MAX. ③ NO DAMAGE, CRACK AND LOOSENESS OF PARTS.	×	—	
SHOCK	981 m/s ² , DURATION OF PULSE 6ms AT 3 TIMES IN 3 BOTH AXIAL DIRECTIONS.		×	—	
MECHANICAL OPERATION	10 TIMES INSERTIONS AND EXTRACTIONS.	① CONTACT RESISTANCE: 100mΩ MAX. ② NO DAMAGE, CRACK AND LOOSENESS OF PARTS.	×	—	
FPC RETENTION FORCE	MEASURED BY APPLICABLE FPC. (THICKNESS OF FPC SHALL BE t=0.20mm AT INITIAL CONDITION.)	DIRECTION OF INSERTION: 0.15 N × n MIN. (note 1)	×	—	
ENVIRONMENTAL CHARACTERISTICS					
CORROSION SALT MIST	EXPOSED AT 35±2°C, 5% SALT WATER SPRAY FOR 96h.	① CONTACT RESISTANCE: 100mΩ MAX. ② NO DAMAGE, CRACK AND LOOSENESS OF PARTS. ③ NO EVIDENCE OF CORROSION WHICH AFFECTS TO OPERATION OF CONNECTOR.	×	—	
RAPID CHANGE OF TEMPERATURE	TEMPERATURE -55→+15 TO +35→+85→+15 TO +35 °C TIME 30 → 2 TO 3 → 30 → 2 TO 3 min UNDER 5 CYCLES.		×	—	
DAMP HEAT (STEADY STATE)	EXPOSED AT 40±2°C, RELATIVE HUMIDITY 90 TO 95%, 96h.		×	—	
	COUNT	DESCRIPTION OF REVISIONS	DESIGNED	CHECKED	DATE
REMARK			APPROVED	MO.ISHIDA	13.07.09
			CHECKED	HS.SAKAMOTO	13.07.09
			DESIGNED	YS.EBI	13.07.05
Unless otherwise specified, refer to JIS C 5402.			DRAWN	NM.SANPEI	13.07.05
Note QT:Qualification Test AT:Assurance Test X:Applicable Test			DRAWING NO.		ELC4-323714-04
	SPECIFICATION SHEET		PART NO.	FH26W-**S-0.3SHW(60)	
	HIROSE ELECTRIC CO., LTD.		CODE NO.		1/2







SPECIFICATIONS					
ITEM	TEST METHOD	REQUIREMENTS	QT	AT	
DAMP HEAT, CYCLIC	EXPOSED AT -10 TO +65 °C RELATIVE HUMIDITY 90 TO 96 % 10 CYCLES, TOTAL 240h.	① CONTACT RESISTANCE: 100mΩ MAX. ② INSULATION RESISTANCE: 1MΩ MIN. (AT HIGH HUMIDITY) ③ INSULATION RESISTANCE: 50MΩ MIN. (AT DRY) ④ NO DAMAGE, CRACK AND LOOSENESS OF PARTS.	X	—	
DRY HEAT	EXPOSED AT 85±2°C, 96h.	① CONTACT RESISTANCE: 100mΩ MAX. ② NO DAMAGE, CRACK AND LOOSENESS OF PARTS.	X	—	
COLD	EXPOSED AT -55±3°C, 96h.		X	—	
SULPHUR DIOXIDE [JIS C 60068-2-42]	EXPOSED AT 40±2°C, RELATIVE HUMIDITY 80±5 %, 25±5 ppm FOR 96h.	① CONTACT RESISTANCE: 100mΩ MAX. ② NO DAMAGE, CRACK AND LOOSENESS OF PARTS. ③ NO EVIDENCE OF CORROSION WHICH AFFECTS TO OPERATION OF CONNECTOR.	X	—	
HYDROGEN SULPHIDE [JIS C 60068-2-43]	EXPOSED AT 40±2°C, RELATIVE HUMIDITY 80±5 %, 10 TO 15 ppm FOR 96h.		X	—	
SOLDERABILITY	SOLDERED AT SOLDER TEMPERATURE, 235±5°C FOR IMMERSION DURATION, 2±0.5 sec.	A NEW UNIFORM COATING OF SOLDER SHALL COVER A MINIMUM OF 95 % OF THE SURFACE BEING IMMERSED.	X	—	
RESISTANCE TO SOLDERING HEAT	1) REFLOW SOLDERING: PEAK TMP. 250°C MAX. REFLOW TMP. OVER 230°C WITHIN 60 sec. 2) SOLDERING IRONS: TMP. 350±10°C FOR 5±1 sec.	NO DEFORMATION OF CASE OF EXCESSIVE LOOSENESS OF THE TERMINALS. (note 2)	X	—	
<p>(note 1)</p> <p>THIS PRODUCT HAS FLIP-LOCK CONSTRUCTION. FASTEN FPC ON PCB OR SOMETHING FIXED IF FORCE IN VERTICAL DIRECTION SHALL BE PREDICTED.</p> <p>(note 2)</p> <p>BLISTERS WHICH MAY OCCUR IN HOUSING DO NOT AFFECT PRODUCT PERFORMANCE.</p>					
Note QT:Qualification Test AT:Assurance Test X:Applicable Test		DRAWING NO.	ELC4-323714-04		
HRS	SPECIFICATION SHEET	PART NO.	FH26W-**S-0.3SHW(60)		
	HIROSE ELECTRIC CO., LTD.	CODE NO			2/2

Looking for pricing, stock, or lifecycle information?

Click below to explore more details on WIN SOURCE:

-  [View FH26W-29S-0.3SHW\(60\) on WIN SOURCE](#)
-  [Hirose Electric Co Ltd Information](#)

Optimize Your Supply Chain with WIN SOURCE Solutions

-  Global Sourcing Solution
-  Obsolete Management
-  Cost Control Management
-  Shortage Management
-  Alternative Solution
-  Excess Inventory Management