



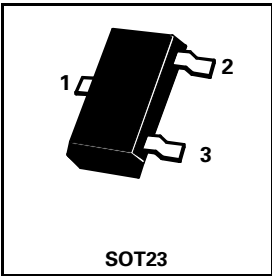
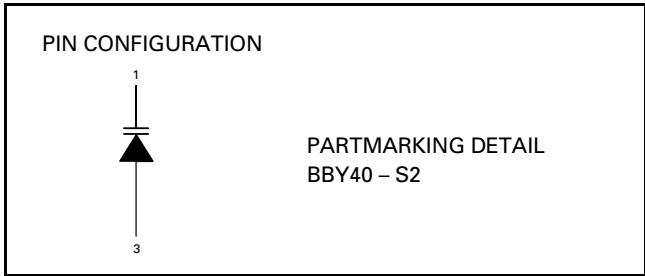
**THE DATASHEET OF  
BBY40TA**



# SOT23 SILICON PLANAR VARIABLE CAPACITANCE DIODE

ISSUE 4 – JANUARY 1998

**BBY40**



## ABSOLUTE MAXIMUM RATINGS.

PARAMETER	SYMBOL	VALUE	UNIT
Power Dissipation at $T_{amb}=25^{\circ}\text{C}$	$P_{tot}$	330	mW
Operating and Storage Temperature Range	$T_j; T_{stg}$	-55 to +150	$^{\circ}\text{C}$

## ELECTRICAL CHARACTERISTICS (at $T_{amb} = 25^{\circ}\text{C}$ unless otherwise stated).

PARAMETER	SYMBOL	MIN.	TYP.	MAX.	UNIT	CONDITIONS.
Reverse Breakdown Voltage	$V_{BR}$	28.0			V	$I_R = 10\mu\text{A}$
Reverse current	$I_R$			10 1.0	nA $\mu\text{A}$	$V_R = 28\text{V}$ $V_R = 28\text{V}, T_{amb} = 60^{\circ}\text{C}$

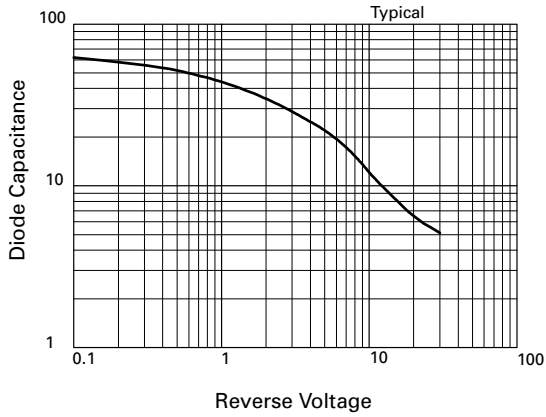
## TUNING CHARACTERISTICS (at $T_{amb} = 25^{\circ}\text{C}$ ).

PARAMETER	SYMBOL	MIN.	TYP.	MAX.	UNIT	CONDITIONS.
Diode Capacitance	$C_d$	26.0 4.3		32.0 6.0	pF pF	$V_R = 3\text{V}, f=1\text{MHz}$ $V_R = 25\text{V}, f=1\text{MHz}$
Capacitance Ratio	$C_d / C_d$	5.0		6.5		$V_R = 3\text{V}/25\text{V}, f=1\text{MHz}$
Series Resistance	$r_d$		0.4	0.6	$\Omega$	$f=200\text{MHz}$ at the value of $V_R$ at which $C_d=25\text{pF}$

Spice parameter data is available upon request for this device



# BBY40

## TYPICAL CHARACTERISTICS









# Looking for pricing, stock, or lifecycle information?

Click below to explore more details on WIN SOURCE:

-  [View BBY40TA on WIN SOURCE](#)
-  [Diodes Incorporated Information](#)

## Optimize Your Supply Chain with WIN SOURCE Solutions

-  Global Sourcing Solution
-  Obsolete Management
-  Cost Control Management
-  Shortage Management
-  Alternative Solution
-  Excess Inventory Management