


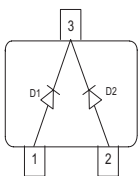


**THE DATASHEET OF  
BB844 E6327**



**Silicon Variable Capacitance Diode**

- For FM radio tuner with extended frequency band 77MHz to 108MHz
- Designed for application requiring back-to-back diode configuration for optimum signal distortion and detuning
- High tuning ratio at low supply voltage (car radio)
- Monolithic chip (common cathode) for perfect dual diode tracking
- Good C- V linearity
- High figure of merit
- Pb-free (RoHS compliant) package


**BB844**


Type	Package	Configuration	$L_S$ (nH)	Marking
BB844	SOT23	common cathode	1.8	SNs

**Maximum Ratings** at  $T_A = 25^\circ\text{C}$ , unless otherwise specified

Parameter	Symbol	Value	Unit
Diode reverse voltage	$V_R$	18	V
Peak reverse voltage	$V_{RM}$	20	
Forward current	$I_F$	50	mA
Operating temperature range	$T_{op}$	-55 ... 150	$^\circ\text{C}$
Storage temperature	$T_{stg}$	-55 ... 150	

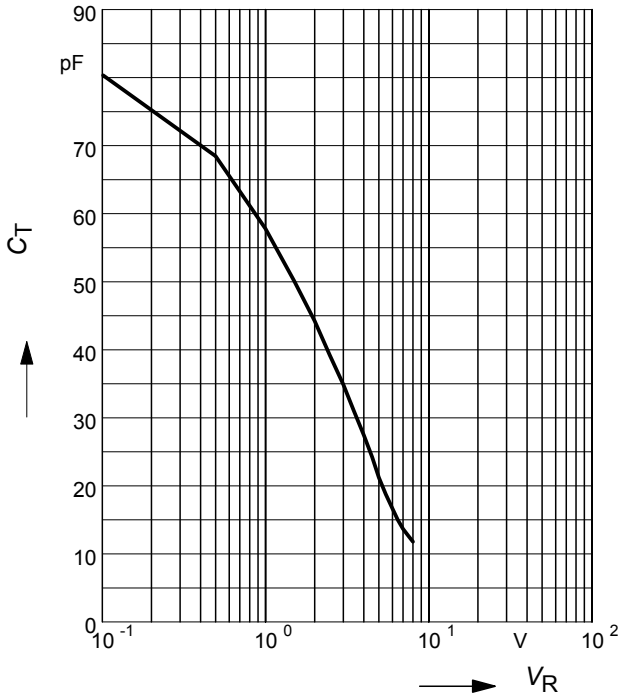
**Electrical Characteristics at  $T_A = 25^\circ\text{C}$ , unless otherwise specified**

Parameter	Symbol	Values			Unit
		min.	typ.	max.	
<b>DC Characteristics</b>					
Reverse current $V_R = 16\text{ V}$ $V_R = 16\text{ V}, T_A = 85^\circ\text{C}$	$I_R$	- -	- -	20 200	nA
<b>AC Characteristics</b>					
Diode capacitance $V_R = 2\text{ V}, f = 1\text{ MHz}$ $V_R = 4\text{ V}, f = 1\text{ MHz}$ $V_R = 8\text{ V}, f = 1\text{ MHz}$	$C_T$	42.5 25 10	43.75 27 11.5	45 29 13	pF
Capacitance ratio $V_R = 2\text{ V}, V_R = 8\text{ V}, f = 1\text{ MHz}$	$C_{T2}/C_{T8}$	3.2	3.8	-	
Capacitance matching <sup>1)</sup> $V_R = 2\text{ V to } 8\text{ V}, f = 1\text{ MHz}$	$\Delta C_T/C_T$	-	-	1.5	%
Series resistance $V_R = 2\text{ V}, f = 100\text{ MHz}$	$r_S$	-	0.28	-	$\Omega$

<sup>1</sup>For details please refer to Application Note 047.

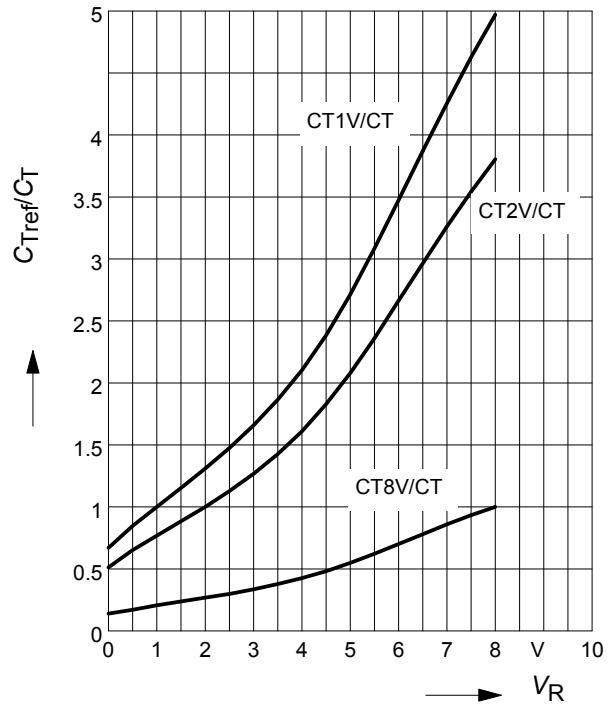
**Diode capacitance  $C_T = f(V_R)$**

$f = 1\text{MHz}$

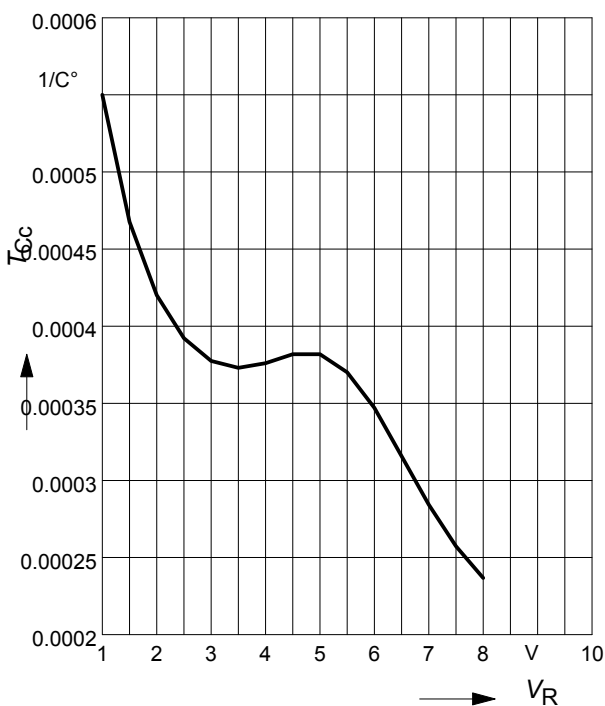


**Capacitance ratio  $C_{Tref}/C_T = f(V_R)$**

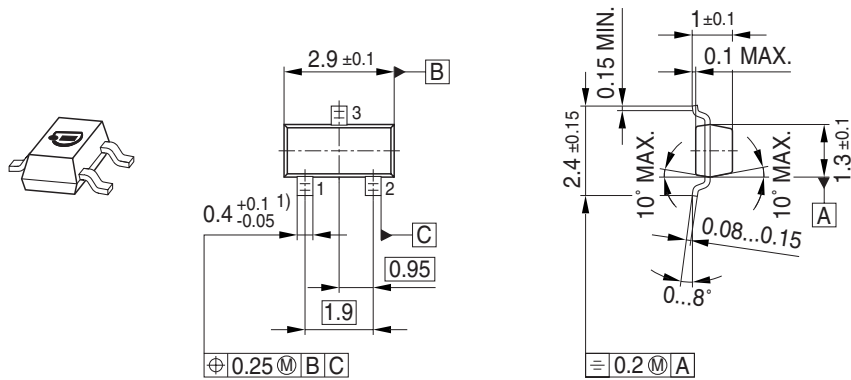
$f = 1\text{MHz}$



**Temperature coefficient of the diode capacitance  $T_{CC} = f(V_R)$**

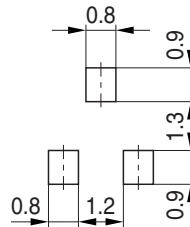


Package Outline

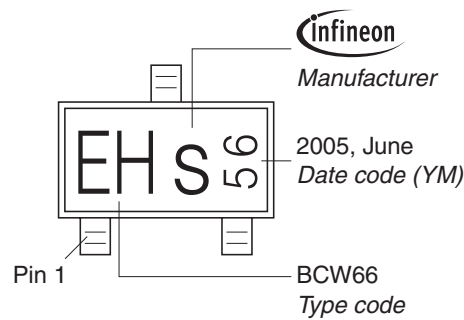


1) Lead width can be 0.6 max. in dambar area

Foot Print

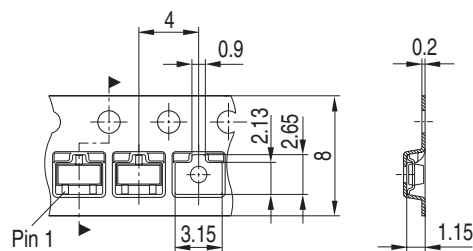


Marking Layout (Example)



Standard Packing

Reel  $\varnothing$ 180 mm = 3.000 Pieces/Reel  
 Reel  $\varnothing$ 330 mm = 10.000 Pieces/Reel



**Edition 2009-11-16**

**Published by  
Infineon Technologies AG  
81726 Munich, Germany**

**© 2009 Infineon Technologies AG  
All Rights Reserved.**

### **Legal Disclaimer**

The information given in this document shall in no event be regarded as a guarantee of conditions or characteristics. With respect to any examples or hints given herein, any typical values stated herein and/or any information regarding the application of the device, Infineon Technologies hereby disclaims any and all warranties and liabilities of any kind, including without limitation, warranties of non-infringement of intellectual property rights of any third party.

### **Information**

For further information on technology, delivery terms and conditions and prices, please contact the nearest Infineon Technologies Office ([www.infineon.com](http://www.infineon.com)).

### **Warnings**

Due to technical requirements, components may contain dangerous substances. For information on the types in question, please contact the nearest Infineon Technologies Office.

Infineon Technologies components may be used in life-support devices or systems only with the express written approval of Infineon Technologies, if a failure of such components can reasonably be expected to cause the failure of that life-support device or system or to affect the safety or effectiveness of that device or system. Life support devices or systems are intended to be implanted in the human body or to support and/or maintain and sustain and/or protect human life. If they fail, it is reasonable to assume that the health of the user or other persons may be endangered.

## Looking for pricing, stock, or lifecycle information?

Click below to explore more details on WIN SOURCE:

- ⊖ [View BB844 E6327 on WIN SOURCE](#)
- ⊖ [Infineon Technologies Information](#)

## Optimize Your Supply Chain with WIN SOURCE Solutions

- ✓ Global Sourcing Solution
- ✓ Obsolete Management
- ✓ Cost Control Management
- ✓ Shortage Management
- ✓ Alternative Solution
- ✓ Excess Inventory Management