



# THE DATASHEET OF SCTB335K16



# SURFACE MOUNT TANTALUM

## SCT (Surface Mount) SERIES

### SURFACE MOUNT TANTALUM

The SCT series is a molded solid tantalum chip capacitor designed to meet specifications worldwide. The SCT series includes EIA standard case sizes and ratings. These capacitors incorporate state-of-the-art construction allowing the use of modern high temperature soldering techniques.

### FEATURES:

- Precision molded case with flat surface for vacuum pick-up
- Laser marking and bold videcon – readable polarity stripe
- Glue pad on underside for bonding to circuit board prior to soldering
- Encapsulate material satisfies the UL 94 VO flammability classification

### RATINGS

**Capacitance Range:** 0.1 $\mu$ f to 150 $\mu$ f

**Tolerance:**  $\pm 10\%$

**Voltage Range:** 6.3V to 50V

### PERFORMANCE SPECIFICATIONS

**Operating Temperature Range:**

-55°C to +85°C (-67°F to +185°F)

**Capacitance Tolerance (K):**  $\pm 10\%$

### MECHANICAL SPECIFICATIONS

**Lead Solderability:**

Meets the requirements of MIL-STD 202, Method 208

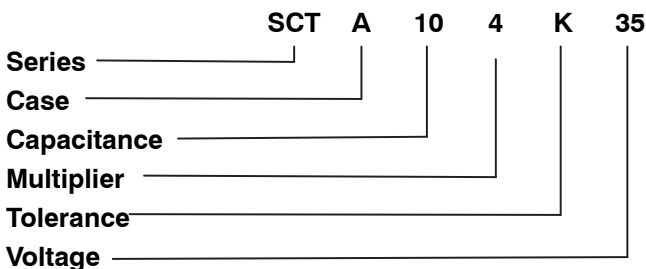
**Marking:**

Consists of capacitance, DC voltage, and polarity.

**Resistance to Board Cleaning:**

The use of high acidity fluxes must be avoided. The encapsulation and termination materials are resistant to immersion in boiling solvents such as: Freon TMS and TMC, Trichloroethane, Methylene Chloride, Isopropyl alcohol (IPA), etc., up to +50°C. If ultrasonic cleaning is to be applied in the final wash stages the application time should be less than 5 minutes with a maximum power density of 9mW/cc to avoid damage to terminations.

### ORDERING INFORMATION



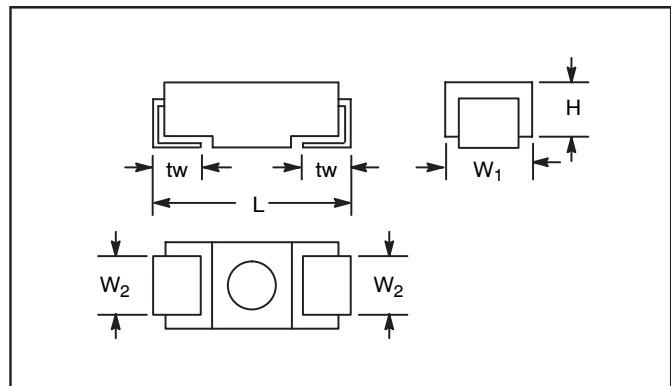
### CAPACITANCE RANGE:

(Letter denotes case size)

Rated Voltage (WV)	6.3	10	16	20	25	35	50
Surge Voltage	8	13	20	26	32	46	65
Cap ( $\mu$ f)							
0.10						A	
0.47					A		
1.0			A			B	C
1.5			A		B		
2.2		A	A	B		C	D
3.3	A		B				
4.7		A, B	B		C	D	
6.8	B		C	C		D	
10.0		B, C	B, C		D	D	
15.0		C	C	D	D		
22.0		C	D		D	H	
33.0	C		D		H		
47.0	C	D	D	H			
68.0	D			H			
100.0	D		H				
150.0	D	H					

### SCT Series Dimensions: in (mm)


Case Size	L $\pm 0.2$ ( $\pm 0.008$ )	W <sub>1</sub> $\pm 0.2$ ( $\pm 0.008$ )	W <sub>2</sub> $\pm 0.1$ ( $\pm 0.004$ )	H $\pm 0.2$ ( $\pm 0.008$ )	tw $\pm 0.3$ ( $\pm 0.012$ )
A	.126 (3.2)	.063 (1.6)	.047 (1.2)	.063 (1.6)	.031 (0.8)
B	.138 (3.5)	.110 (2.8)	.087 (2.2)	.075 (1.9)	.031 (0.8)
C	.236 (6.0)	.126 (3.2)	.087 (2.2)	.102 (2.6)	.051 (1.3)
D	.287 (7.3)	.169 (4.3)	.094 (2.4)	.114 (2.9)	.051 (1.3)
H	.287 (7.3)	.169 (4.3)	.094 (2.4)	.162 (4.1)	.051 (1.3)




## Looking for pricing, stock, or lifecycle information?

Click below to explore more details on WIN SOURCE:

 [View SCTB335K16 on WIN SOURCE](#)

 [NTE Information](#)

## Optimize Your Supply Chain with WIN SOURCE Solutions

-  Global Sourcing Solution
-  Obsolete Management
-  Cost Control Management
-  Shortage Management
-  Alternative Solution
-  Excess Inventory Management