



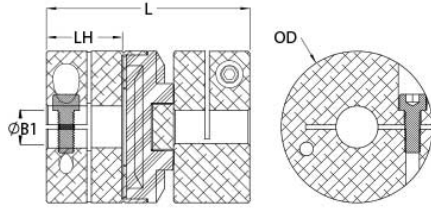
**THE DATASHEET OF
OCT21-6-SS**





OCT21-6-SS

Ruland OCT21-6-SS, 3/8" Oldham Coupling Hub, 303 Stainless Steel, Clamp Style, 1.313" OD, 0.590" Length



Description

Ruland OCT21-6-SS is a clamp oldham coupling hub with a 0.3750" bore, 1.313" OD, and 0.590" length. It is a component of a three-piece design consisting of two stainless steel hubs press fit onto a center disk. This three-piece design allows for a highly customizable coupling that easily combines clamp or set screw hubs with inch, metric, keyed, and keyless bores. Disks are available in three materials allowing the user to tailor coupling performance to their application. OCT21-6-SS can accommodate all forms of misalignment and is especially useful in applications with high parallel misalignment (up to 10% of the OD). It operates with low bearing loads protecting sensitive system components such as bearings and has a balanced design for reduced vibration at speeds up to 6,000 RPM. Hardware is metric and tests beyond DIN 912 12.9 standards for maximum torque capabilities. OCT21-6-SS is machined from bar stock that is sourced exclusively from North American mills and is RoHS3 and REACH compliant. It is manufactured in our Marlborough, MA factory under strict controls using proprietary processes.

Product Specifications

Bore (B1)	0.3750 in	Outer Diameter (OD)	1.313 in (33.3 mm)
B1 Max Shaft Penetration	0.590 in	Bore Tolerance	+0.001 in / -0.000 in
Hub Width (LH)	0.590 in	Length (L)	1.875 in (47.6 mm)
Recommended Shaft Tolerance	+0.0000 in / -0.0005 in	Forged Clamp Screw	M3
Number of Screws	1 ea	Screw Material	18-8 300 Series Stainless Steel
Screw Finish	Bright	Seating Torque	1.1 Nm
Hex Wrench Size	2.5 mm	Torque Specifications	Torque ratings vary with insert selection
Angular Misalignment	0.5°	Parallel Misalignment	0.008 in (0.20 mm)
Max Parallel Misalignment	0.131 in (3.33 mm)	Axial Motion	0.006 in (0.15 mm)
Moment of Inertia	0.0522 lb-in ²	Maximum Speed	4,500 RPM
Recommended Inserts	OD21/33-AT , OD21/33-NL , OD21/33-PEK	Full Bearing Support Required?	Yes
Zero-Backlash?	Yes	Balanced Design	Yes
Mechanical Fuse?	Yes	UPC	634529239636
Country of Origin	USA	Material Specification	Type 303 Austenitic, Non-Magnetic Bar
Finish	Bright	Finish Specification	Bright, No Plating
Manufacturer	Ruland Manufacturing	Temperature	Acetal Disk -10°F to 150°F (-23°C to 65°) Nylon Disk -10°F to 130°F (-23°C to 54°C) PEEK Disk -10°F to 300°F (-23°C to 148°C)
Weight (lbs)	0.222500	Tariff Code	8483.60.8000
UNSPC	31163015		

Note 1 "Performance ratings are for guidance only. The user must determine suitability for a particular application."



Note 2 "Torque ratings for the couplings are based on the physical limitations/failure point of the torque disks. Under normal/typical conditions the hubs are capable of holding up to the rated torque of the disks. In some cases` especially when the smallest standard bores are used or where shafts are undersized` slippage on the shaft is possible below the rated torque of the disks. Keyways are available to provide additional torque capacity in the shaft/hub connection when required. Please consult technical support for more assistance."

Installation Instructions

1. Align the bores of the OCT21-6-SS oldham coupling hubs on the shafts that are to be joined and determine if the misalignment parameters are within the limits of the coupling. (*Angular Misalignment: 0.5° Parallel Misalignment: 0.008 in (0.20 mm), Axial Motion: 0.006 in (0.15 mm)*)
 2. Rotate the hubs on the shaft so the drive tenons are located 90° from each other.
 3. Place a torque disk so one groove fits over the drive tenons of a hub and center the disk by hand.
 4. Insert a shim with the thickness of the coupling's axial motion rating into the groove of the torque disk.
 5. Slide the tenons of the second hub into the mating groove in the disk until it touches the shim stock.
 6. Fully tighten the M3 screw(s) on each hub to the recommended seating torque of 1.1 Nm using a 2.5 mm hex torque wrench.
 7. Remove the shim stock to leave a small gap between the top of the drive tenons and the torque disk to allow for axial movement.
-

Looking for pricing, stock, or lifecycle information?

Click below to explore more details on WIN SOURCE:

-  [View OCT21-6-SS on WIN SOURCE](#)
-  [Ruland Manufacturing Information](#)

Optimize Your Supply Chain with WIN SOURCE Solutions

-  Global Sourcing Solution
-  Obsolete Management
-  Cost Control Management
-  Shortage Management
-  Alternative Solution
-  Excess Inventory Management