




THE DATASHEET OF
CS326





CotoMOS® CT326/CS326

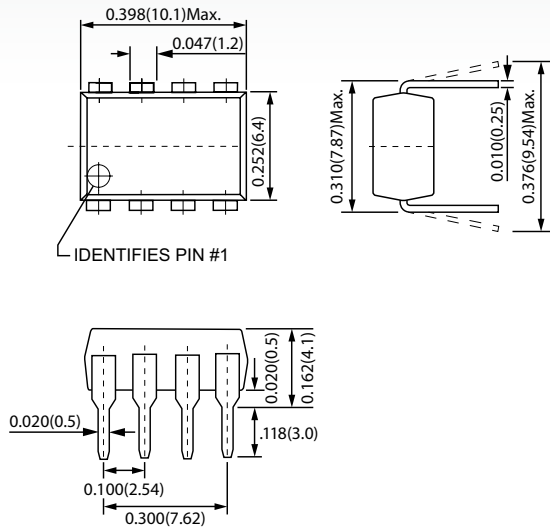
The CT326 and CS326 feature high current switching capability to 2.0A with a low on resistance of 0.5Ω Maximum. Designed for Security, Measurement and Instrumentation applications the CotoMOS® relay is capable of handling 40V load conditions. If your requirements are different please contact your Coto Applications Engineer for assistance through www.cotorelay.com.

CT326/CS326 Features

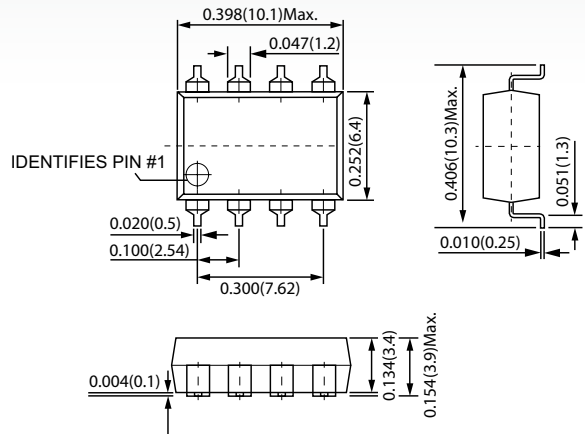
- ▶ Contact Form: 2A
- ▶ Load Voltage: 40V Maximum
- ▶ Operation LED Current: 3.0mA Maximum
- ▶ Load Current: 2.0A Maximum
- ▶ On-Resistance: 0.5Ω Maximum
- ▶ Low Off-State Leakage Current: 1.0μA Maximum
- ▶ I/O Breakdown Voltage: 1500Vrms Minimum
- ▶ Suffix -H for I/O Breakdown Voltage: 5000Vrms Minimum

DIMENSIONS
in Inches (Millimeters)

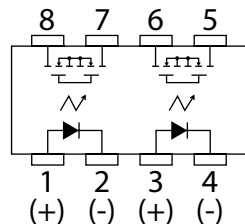
CT326



CS326



TERMINAL IDENTIFICATION



1,3: Anode (LED)	5,6,7,8: Drain (MOSFET)
2,4: Cathode (LED)	

CT326/CS326 MAXIMUM RATINGS (Ambient Temperature: 25°C)

Parameters	Symbol	Units	Value
INPUT SPECIFICATIONS			
Continuous LED Current	I _F	mA	50
Peak LED Current	I _{FP}	mA	500
LED Reverse Voltage	V _R	V	5
Input Power Dissipation	P _{in}	mW	75
OUTPUT SPECIFICATIONS			
Load Voltage	V _L	V (AC peak or DC)	40
Load Current	I _L	A	2.0
Peak Load Current	I _{Peak}	A	3.5
Output Power Dissipation	P _{Out}	mW	600
RELAY SPECIFICATIONS			
Total Power Dissipation	P _T	mW	650
I/O Breakdown Voltage	V _{I/O}	V _{rms}	1500
Operating Temperature	T _{Opr}	°C	-40 ~ +85
Storage Temperature	T _{Stg}	°C	-40 ~ +100

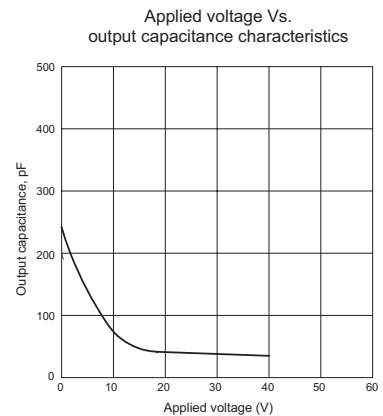
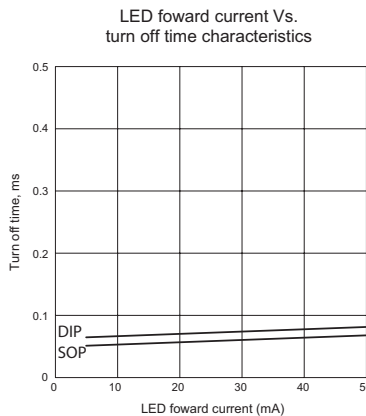
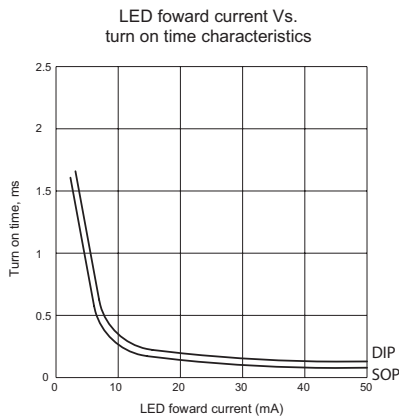
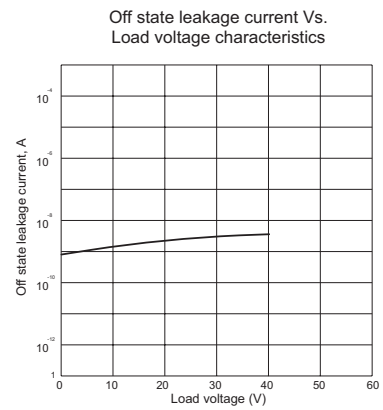
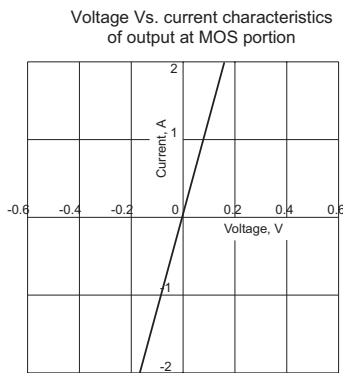
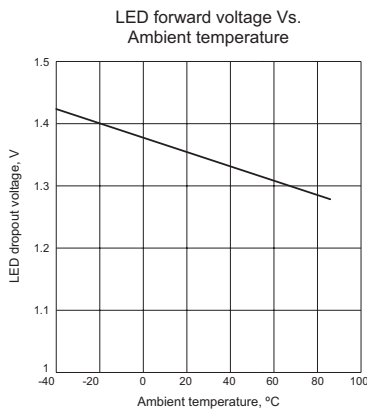
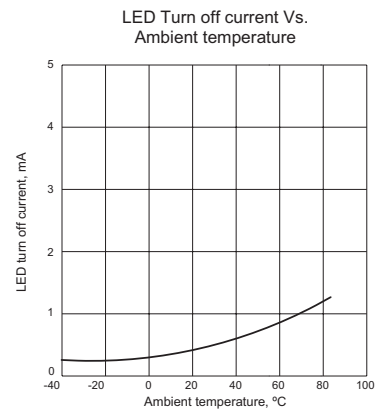
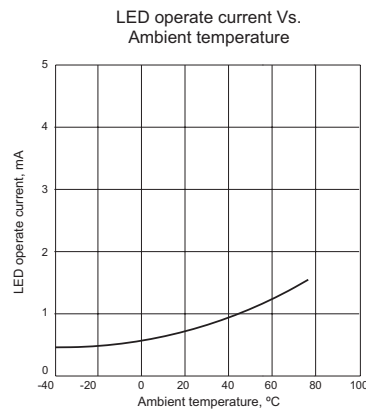
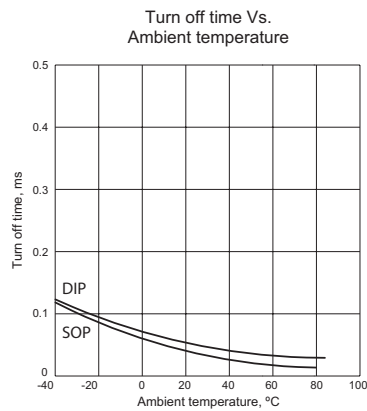
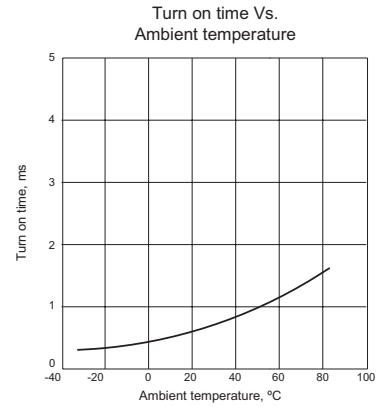
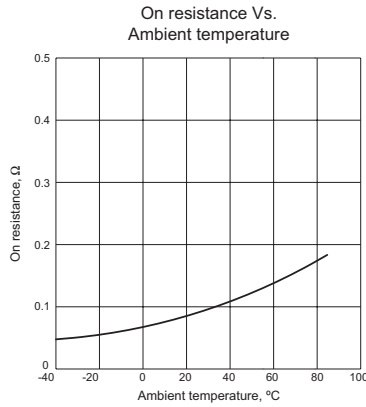
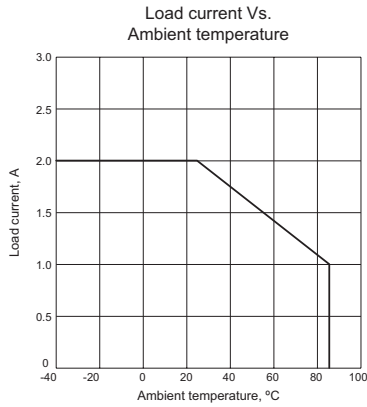
CT326/CS326 ELECTRICAL SPECIFICATIONS (Ambient Temperature: 25°C)

Parameters	Symbol	Test Conditions	Units	Min	Typ	Max
INPUT						
LED Forward Voltage	V _F	I _F =10mA	V	1.0	1.37	1.5
Operation LED Current	I _{F On}		mA		0.5	3.0
Recovery LED Voltage	V _{F Off}		V	0.5	1.1	
OUTPUT						
On-Resistance Drain to Drain	R _{On}	I _F =5mA, I _L =Rating Time to flow is within 1 sec.	Ω		0.085	0.5
Off-State Leakage Current	I _{Leak}	V _L =40V	μA			1.0
Output Capacitance	C _{Out}	V _L =0V, f=1MHz	pF		240	
TRANSMISSION						
Turn-On Time	T _{On}	I _F =10mA, I _L =Rating	ms		0.5	3.0
Turn-Off Time	T _{Off}		ms		0.05	1.0
COUPLED						
I/O Insulation Resistance	R _{I/O}		Ω	10 ⁹		
I/O Capacitance	C _{I/O}	f=1MHz	pF		1.3	

Environmental Ratings:


Operating Temp: -40°C to +85°C; Storage Temp: -40 to +100 C.
All electrical parameters measured at 25° C unless otherwise specified.

26 SERIES GRAPHS



Looking for pricing, stock, or lifecycle information?

Click below to explore more details on WIN SOURCE:

 [View CS326](#) on WIN SOURCE

 [Coto Technology](#) Information

Optimize Your Supply Chain with WIN SOURCE Solutions

-  Global Sourcing Solution
-  Obsolete Management
-  Cost Control Management
-  Shortage Management
-  Alternative Solution
-  Excess Inventory Management