




**THE DATASHEET OF
CDRH8D28NP-470NC**



SMD Power Inductor CDRH8D28



Description

- Ferrite drum core construction.
- Magnetically shielded.
- L × W × H: 8.3 × 8.3 × 3.0 mm Max.
- Product weight: 0.57g(Ref.)
- Moisture Sensitivity Level: 1
- RoHS compliance.

Environmental Data

- Operating temperature range: -40°C ~ +100°C (including coil's self temperature rise)
- Storage temperature range: -40°C ~ +100°C
- Solder reflow temperature: 260 °C peak.

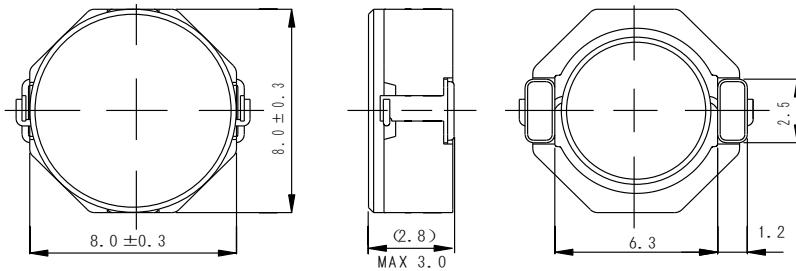
Packaging

- Carrier tape and reel packaging
- 13" diameter reel
- 1000pcs per reel

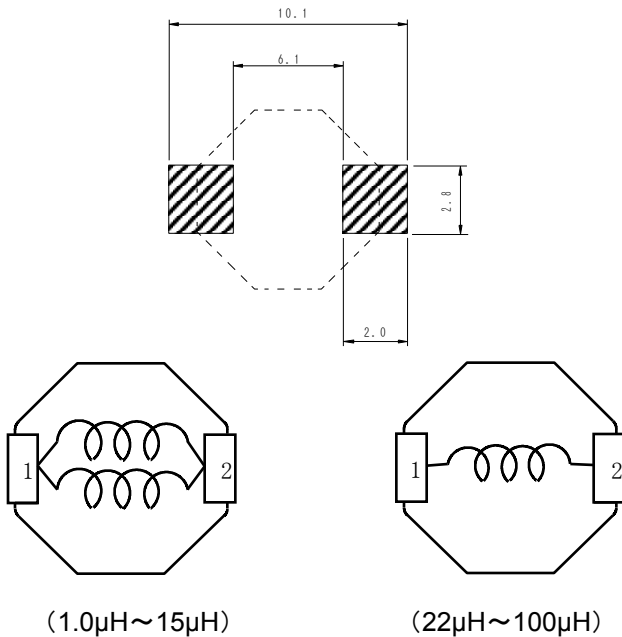
Applications

- Ideally used in Notebook PC, Game machine, HDD, DVC, LCD TV etc as DC-DC converter inductors.

Dimension - [mm]



Land pattern and Schematics - [mm]





Electrical Characteristics

Part Name	Stamp	Inductance (μH) [within] ※1	D.C.R. (m Ω) Max. (Typ.) (at 20°C)	Saturation Current (A) ※2	Temperature Rise Current (A) ※3
CDRH8D28NP-1R0NC	1R0	1.0 \pm 30%	11.0(8)	6.50	7.00
CDRH8D28NP-2R5NC	2R5	2.5 \pm 30%	15.6(12)	4.50	6.40
CDRH8D28NP-3R3NC	3R3	3.3 \pm 30%	18.2(14)	4.00	6.00
CDRH8D28NP-4R7NC	4R7	4.7 \pm 30%	24.7(19)	3.40	4.50
CDRH8D28NP-7R3NC	7R3	7.3 \pm 30%	39.0(30)	2.80	3.40
CDRH8D28NP-100NC	100	10 \pm 30%	47.0(36)	2.50	3.20
CDRH8D28NP-150NC	150	15 \pm 30%	69.0(53)	1.90	2.35
CDRH8D28NP-220NC	220	22 \pm 30%	99.0(76)	1.60	1.85
CDRH8D28NP-330NC	330	33 \pm 30%	156(120)	1.30	1.45
CDRH8D28NP-470NC	470	47 \pm 30%	195(150)	1.15	1.30
CDRH8D28NP-680NC	680	68 \pm 30%	286(220)	0.92	0.98
CDRH8D28NP-101NC	101	100 \pm 30%	430(330)	0.75	0.80

※1. Inductance measuring conditions at 100kHz.

※2. Saturation current: The DC current at which the inductance decreases to 65% of its nominal value.

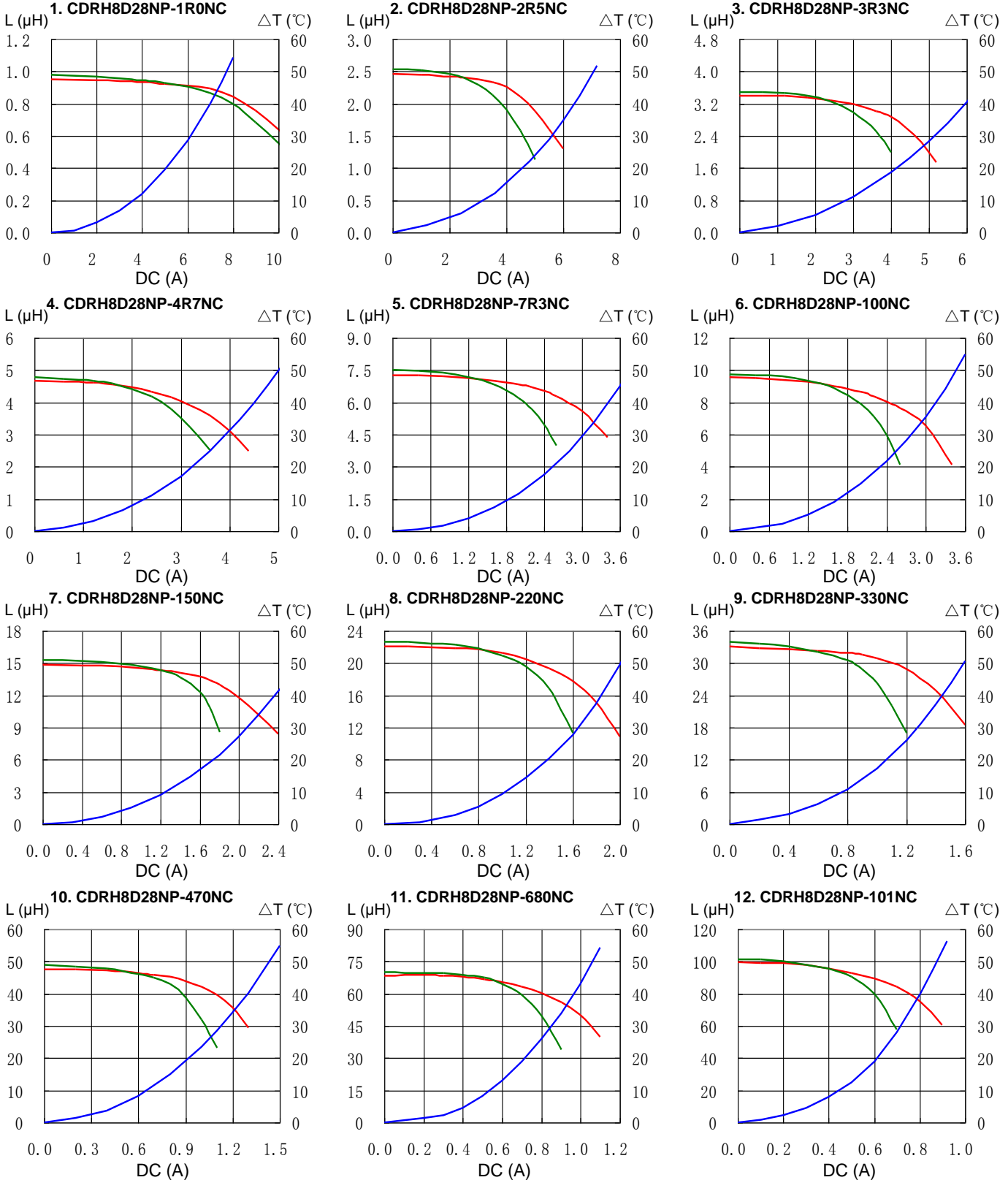
※3. Temperature rise current: The DC current at which the temperature rise is $\Delta t=40^\circ\text{C}$. ($T_a=20^\circ\text{C}$)

SMD Power Inductor CDRH8D28




Saturation Current & Temperature Rise Graph

— L (20°C) — L (105°C) — ΔT

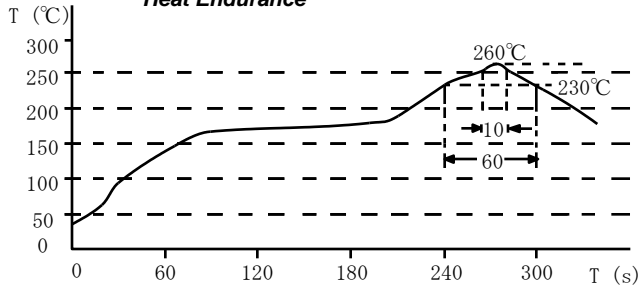


SMD Power Inductor CDRH8D28

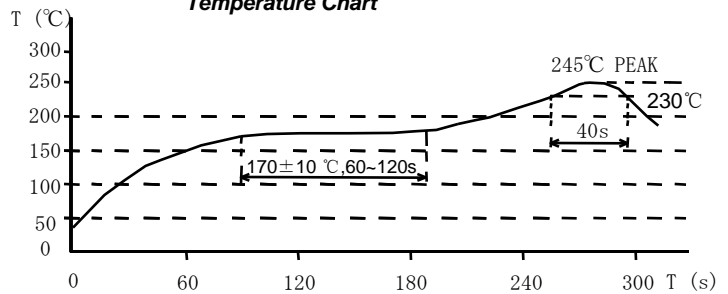


Solder Reflow Condition

Heat Endurance



Temperature Chart



Please refer to the sales offices on our website - <http://www.sumida.com>

Hong Kong

Tel.+852-2880-6781
FAX.+852-2565-9600
sales@hk.sumida.com

Saitama(Japan)

Tel.+81-48-691-7300
FAX.+81-48-691-7340
sales@jp.sumida.com

Chicago

Tel.+1-847-545-6700
FAX. +1-847-545-6720
sales@us.sumida.com

Shanghai

Tel.+86-21-5836-3299
FAX.+86-21-5836-3266
shanghai.sales@cn.sumida.com

Seoul

Tel.+82-2-6237-0777
FAX.+82-2-6237-0778
sales@kr.sumida.com

Obernzell

Tel.+49-8591-937-0
FAX. +49-8591-937-103
contact@eu.sumida.com

Shenzhen

Tel.+86-755-8291-0228
FAX.+86-755-8291-0338
shenzhen.sales@cn.sumida.com

Singapore

Tel.+65-6296-3388
FAX.+65-6841-4426
sales@sg.sumida.com

Neumarkt

Tel.+49-9181-4509-110
FAX. +49-9181-4509-310
infocomp@eu.sumida.com

Taipei

Tel.+886-2-8751-2737
FAX.+886-2-8751-2738
sales@tw.sumida.com

San Jose

Tel.+1-408-321-9660
FAX.+1-408-321-9308
sales@us.sumida.com

Looking for pricing, stock, or lifecycle information?

Click below to explore more details on WIN SOURCE:

- ⊖ [View CDRH8D28NP-470NC on WIN SOURCE](#)
- ⊖ [Sumida America Components Inc. Information](#)

Optimize Your Supply Chain with WIN SOURCE Solutions

- ✓ Global Sourcing Solution
- ✓ Obsolete Management
- ✓ Cost Control Management
- ✓ Shortage Management
- ✓ Alternative Solution
- ✓ Excess Inventory Management