



**THE DATASHEET OF  
CDMC6D28NP-1R5MC**



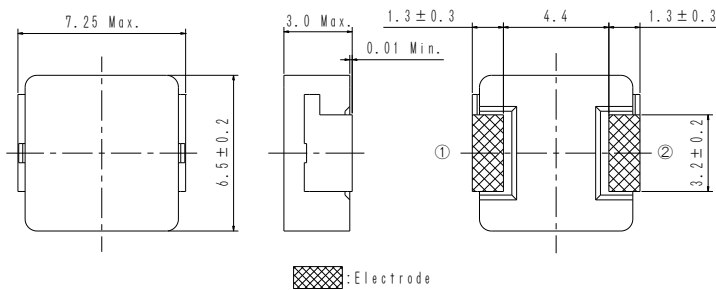
# SMD Power Inductor CDMC6D28



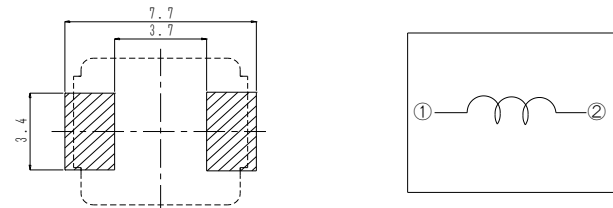
## Description

- Metal compound molding type construction.
- Magnetically shielded.
- L × W × H: 7.25 × 6.7 × 3.0 mm Max.
- Product weight: 0.8 g (Ref.)
- Moisture Sensitivity Level: 1
- RoHS compliance.

## Dimension - [mm]



## Land pattern and Schematics - [mm]



## Environmental Data

- Operating temperature range: -40°C ~ +125°C (including coil's self temperature rise)
- Storage temperature range: -40°C ~ +85°C
- Solder reflow temperature: 260 °C peak.

## Packaging

- Carrier tape and reel packaging
- 11.8" diameter reel
- 1000pcs per reel

## Applications

- Ideally used in low voltage-high current laptop PC & sever power supply.

## Electrical Characteristics

Part No.	Stamp	Inductance (μH) [Within] ※1	D.C.R. (mΩ) Max. (Typ.) (at 20°C)	Saturation Current (A) (at 20°C) ※2	Temperature rise current (A) ※3
CDMC6D28NP-R20MC	R20	0.20 ± 20%	2.5 (2.1)	21.7 (27.2)	17.4 (19.8)
CDMC6D28NP-R30MC	R30	0.30 ± 20%	3.2 (2.7)	15.4 (19.3)	16.1 (18.2)
CDMC6D28NP-R47MC	R47	0.47 ± 20%	4.2 (3.5)	13.6 (17.0)	14.0 (15.9)
CDMC6D28NP-R68MC	R68	0.68 ± 20%	5.4 (4.5)	11.3 (14.2)	12.1 (13.7)
CDMC6D28NP-1R0MC	1R0	1.0 ± 20%	8.8 (7.3)	8.8 (11.0)	9.5 (10.8)
CDMC6D28NP-1R5MC	1R5	1.5 ± 20%	12.5 (10.4)	7.3 (9.2)	7.6 (8.6)
CDMC6D28NP-2R2MC	2R2	2.2 ± 20%	19.3 (16.1)	6.0 (7.6)	6.0 (6.8)
CDMC6D28NP-3R3MC	3R3	3.3 ± 20%	30.6 (25.5)	5.0 (6.3)	4.9 (5.5)
CDMC6D28NP-4R7MC	4R7	4.7 ± 20%	46.4 (38.7)	4.3 (5.4)	3.7 (4.2)

※1. Measuring condition: at 1MHz.

※2. Saturation current: The value of D.C. current when the inductance decreases to 80% of it's nominal value.

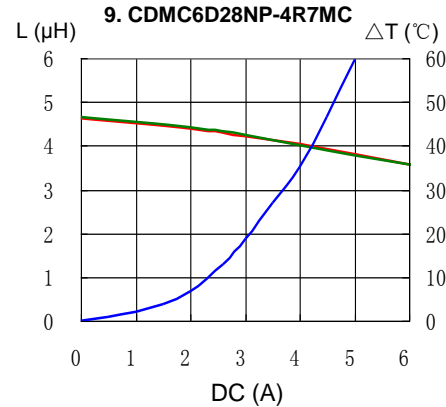
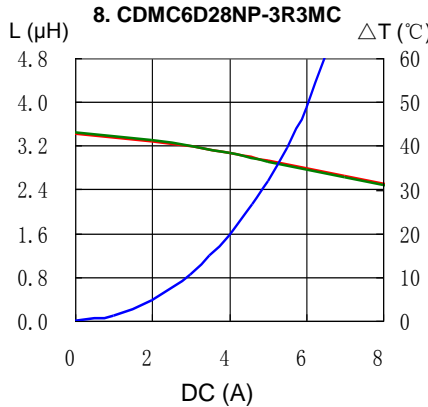
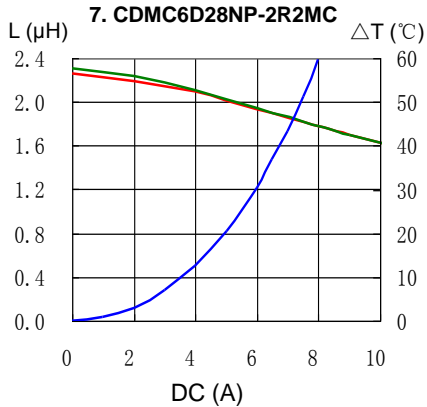
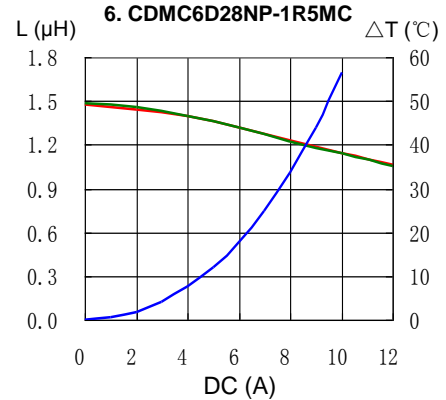
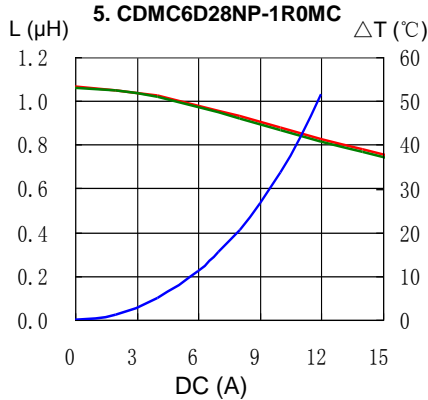
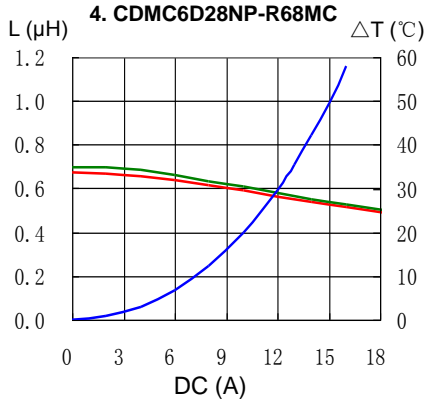
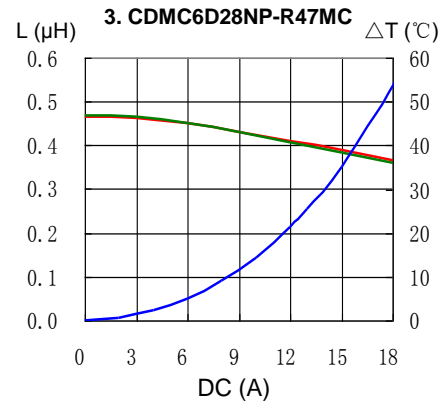
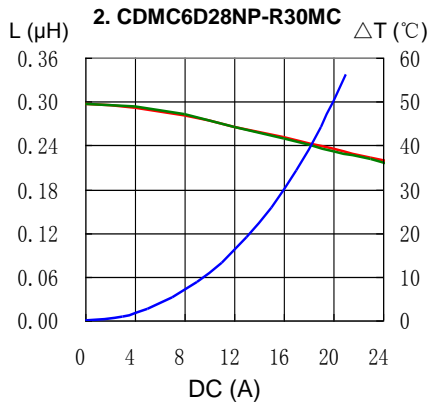
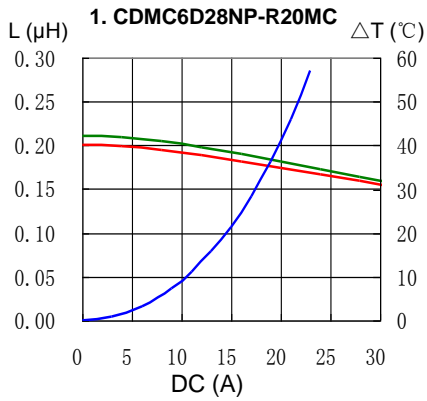
※3. Temperature rise current: The value of D.C. current when the temperature rise is Δt = 40°C (Ta = 20°C).

# SMD Power Inductor CDMC6D28




## Saturation Current & Temperature Rise Graph

— L (20°C) — L (125°C) —  $\Delta T$

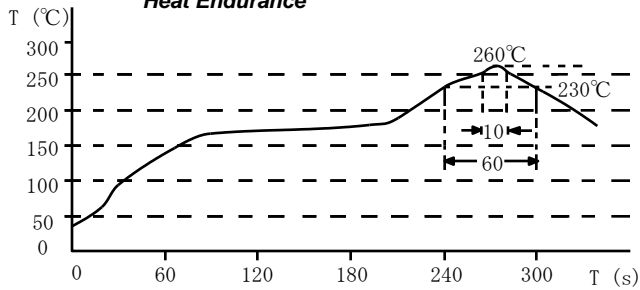


# SMD Power Inductor CDMC6D28

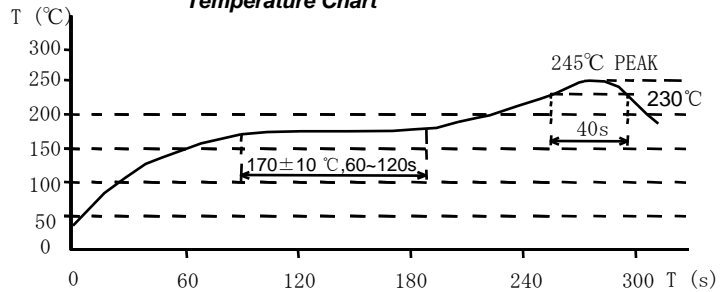


## Solder Reflow Condition

Heat Endurance



Temperature Chart



Please refer to the sales offices on our website - <http://www.sumida.com>

### Hong Kong

Tel.+852-2880-6781  
FAX.+852-2565-9600  
[sales@hk.sumida.com](mailto:sales@hk.sumida.com)

### Saitama(Japan)

Tel.+81-48-691-7300  
FAX.+81-48-691-7340  
[sales@jp.sumida.com](mailto:sales@jp.sumida.com)

### Chicago

Tel.+1-847-545-6700  
FAX. +1-847-545-6720  
[sales@us.sumida.com](mailto:sales@us.sumida.com)

### Shanghai

Tel.+86-21-5836-3299  
FAX.+86-21-5836-3266  
[shanghai.sales@cn.sumida.com](mailto:shanghai.sales@cn.sumida.com)

### Seoul

Tel.+82-2-6237-0777  
FAX.+82-2-6237-0778  
[sales@kr.sumida.com](mailto:sales@kr.sumida.com)

### Obernzell

Tel.+49-8591-937-0  
FAX. +49-8591-937-103  
[contact@eu.sumida.com](mailto:contact@eu.sumida.com)

### Shenzhen

Tel.+86-755-8291-0228  
FAX.+86-755-8291-0338  
[shenzhen.sales@cn.sumida.com](mailto:shenzhen.sales@cn.sumida.com)

### Singapore

Tel.+65-6296-3388  
FAX.+65-6841-4426  
[sales@sg.sumida.com](mailto:sales@sg.sumida.com)

### Neumarkt

Tel.+49-9181-4509-110  
FAX. +49-9181-4509-310  
[infocomp@eu.sumida.com](mailto:infocomp@eu.sumida.com)

### Taipei

Tel.+886-2-8751-2737  
FAX.+886-2-8751-2738  
[sales@tw.sumida.com](mailto:sales@tw.sumida.com)

### San Jose

Tel.+1-408-321-9660  
FAX.+1-408-321-9308  
[sales@us.sumida.com](mailto:sales@us.sumida.com)

## Looking for pricing, stock, or lifecycle information?

Click below to explore more details on WIN SOURCE:

- ⊖ [View CDMC6D28NP-1R5MC on WIN SOURCE](#)
- ⊖ [Sumida America Components Inc. Information](#)

## Optimize Your Supply Chain with WIN SOURCE Solutions

- ✓ Global Sourcing Solution
- ✓ Obsolete Management
- ✓ Cost Control Management
- ✓ Shortage Management
- ✓ Alternative Solution
- ✓ Excess Inventory Management