



**THE DATASHEET OF
BZG04-82TR**



Zener Diodes with Surge Current Specification

Features

- Glass passivated junction
- High reliability
- Stand-off Voltage range 8.2 V to 220 V
- Excellent clamping capability
- Fast response time (typ. ≤ 1 ps from 0 to V_{Zmin})
- Lead (Pb)-free component
- Component in accordance to RoHS 2002/95/EC and WEEE 2002/96/EC



15811

Applications

Protection from high voltage, high energy transients

Mechanical Data

Case: DO-214AC

Weight: approx. 77 mg

Packaging Codes/Options:

TR / 1.5 k 7 " reel

TR3 / 6 k 13 " reel 6 k/box

Absolute Maximum Ratings

$T_{amb} = 25$ °C, unless otherwise specified

Parameter	Test condition	Symbol	Value	Unit
Power dissipation	$R_{thJA} < 25$ K/W, $T_{amb} = 100$ °C	P_{diss}	3	W
	$R_{thJA} < 100$ K/W, $T_{amb} = 50$ °C	P_{diss}	1.25	W
Non repetitive peak surge power dissipation	$t_p = 10/1000$ μ s sq.pulse, $T_j = 25$ °C prior to surge	P_{ZSM}	300	W
Peak forward surge current	10 ms single half sine wave	I_{FSM}	50	A
Junction temperature		T_j	150	°C
Storage temperature range		T_{stg}	- 65 to + 150	°C

Thermal Characteristics

$T_{amb} = 25$ °C, unless otherwise specified

Parameter	Test condition	Symbol	Value	Unit
Junction lead		R_{thJL}	25	K/W
Junction ambient	mounted on epoxy-glass hard tissue, Fig. 1a	R_{thJA}	150	K/W
	mounted on epoxy-glass hard tissue, Fig. 1b	R_{thJA}	125	K/W
	mounted on Al-oxid-ceramic (Al_2O_3), Fig. 1b	R_{thJA}	100	K/W

Electrical Characteristics

$T_{amb} = 25$ °C, unless otherwise specified

Parameter	Test condition	Symbol	Min	Typ.	Max	Unit
Forward voltage	$I_F = 0.5$ A	V_F			1.2	V

Electrical Characteristics

Partnumber	Standoff Voltage		Breakdown Voltage		TK _{VZ} @ I _R		Clamping Voltage		Junction Capacitance
	V _R	I _R	V _(BR) @ I _R				V _{CL(R)} @ I _{PP}	@ I _{ZT}	C _j @ V _R = 0 V, f = 1 MHz
	V	μA	V	mA	%K		V ^{*)}	A ^{*)}	pF
		max	min		typ	max	max		typ
BZG04-8V2	8.2	20	9.4	50	0.05	0.09	14.8	20.3	1200
BZG04-9V1	9.1	5	10.4	50	0.05	0.1	15.7	19.1	1100
BZG04-10	10	5	11.4	50	0.05	0.1	17	17.7	1000
BZG04-11	11	5	12.4	50	0.05	0.1	18.9	15.9	850
BZG04-12	12	5	13.8	50	0.05	0.1	20.9	14.4	815
BZG04-13	13	5	15.3	25	0.06	0.11	22.9	13.1	785
BZG04-15	15	5	16.8	25	0.06	0.11	25.6	11.7	710
BZG04-16	16	5	18.8	25	0.06	0.11	28.4	10.6	655
BZG04-18	18	5	20.8	25	0.06	0.11	31	9.7	610
BZG04-20	20	5	22.8	25	0.06	0.11	33.8	8.9	570
BZG04-22	22	5	25.1	25	0.06	0.11	38.1	7.9	545
BZG04-24	24	5	28	25	0.06	0.11	42.2	7.1	505
BZG04-27	27	5	31	25	0.06	0.11	46.2	6.5	475
BZG04-30	30	5	34	10	0.06	0.11	50.1	6.0	450
BZG04-33	33	5	37	10	0.06	0.11	54.1	5.5	420
BZG04-36	36	5	40	10	0.07	0.12	60.7	4.9	390
BZG04-39	39	5	44	10	0.07	0.12	65.5	4.6	370
BZG04-43	43	5	48	10	0.07	0.12	70.8	4.2	350
BZG04-47	47	5	52	10	0.07	0.12	78.6	3.8	330
BZG04-51	51	5	58	10	0.08	0.13	86.5	3.5	310
BZG04-56	56	5	64	10	0.08	0.13	94.4	3.2	291
BZG04-62	62	5	70	10	0.08	0.13	103.5	2.9	280
BZG04-68	68	5	77	10	0.08	0.13	114	2.6	275
BZG04-75	75	5	85	5	0.09	0.13	126	2.4	260
BZG04-82	82	5	94	5	0.09	0.13	139	2.2	250
BZG04-91	91	5	104	5	0.09	0.13	152	2.0	243
BZG04-100	100	5	114	5	0.09	0.13	167	1.8	170
BZG04-110	110	5	124	5	0.09	0.13	185	1.6	153
BZG04-120	120	5	138	5	0.09	0.13	204	1.5	150
BZG04-130	130	5	153	5	0.09	0.13	224	1.3	145
BZG04-150	150	5	168	5	0.09	0.13	249	1.2	140
BZG04-160	160	5	188	5	0.09	0.13	276	1.1	135
BZG04-180	180	5	208	2	0.09	0.13	305	1.0	131
BZG04-200	200	5	228	2	0.09	0.13	336	0.9	122
BZG04-220	220	5	251	2	0.09	0.13	380	0.8	120

^{*)} 10/1000 μs pulse

Typical Characteristics ($T_{amb} = 25\text{ }^{\circ}\text{C}$ unless otherwise specified)



Figure 1. Boards for R_{thJA} definition (copper overlay 35μ)



Figure 3. Forward Current vs. Forward Voltage



Figure 2. Typ. Thermal Resistance vs. Lead Length



Figure 4. Non Repetitive Surge Power Dissipation vs. Pulse Length

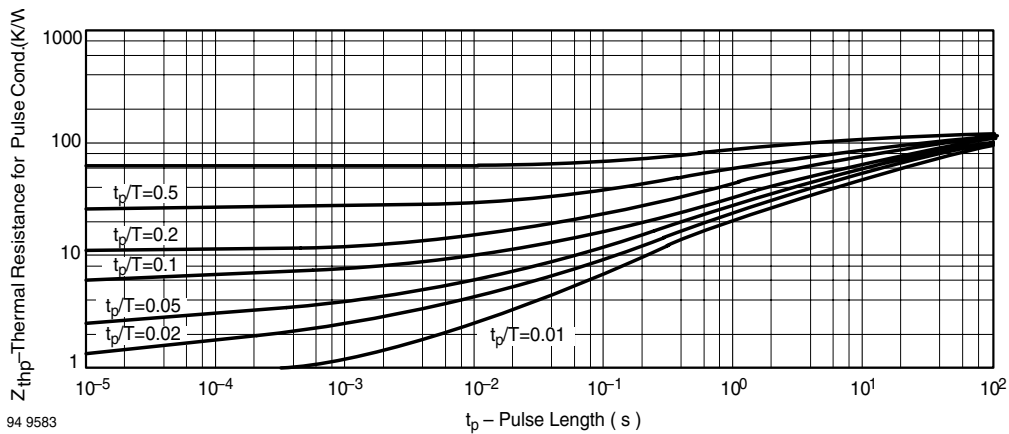


Figure 5. Thermal Response

BZG04-Series

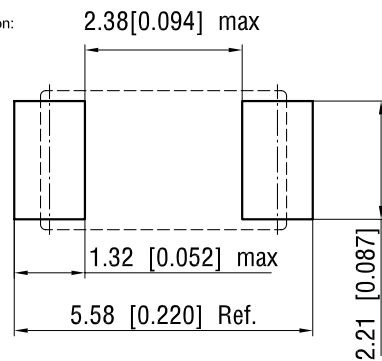
Vishay Semiconductors



Package Dimensions in mm (Inches)



foot print recommendation:



19628

Document no.:S8-V-3848.01-003 (4)

Rev. g - Date: 14.February.2005



Ozone Depleting Substances Policy Statement

It is the policy of Vishay Semiconductor GmbH to

1. Meet all present and future national and international statutory requirements.
2. Regularly and continuously improve the performance of our products, processes, distribution and operating systems with respect to their impact on the health and safety of our employees and the public, as well as their impact on the environment.

It is particular concern to control or eliminate releases of those substances into the atmosphere which are known as ozone depleting substances (ODSs).

The Montreal Protocol (1987) and its London Amendments (1990) intend to severely restrict the use of ODSs and forbid their use within the next ten years. Various national and international initiatives are pressing for an earlier ban on these substances.

Vishay Semiconductor GmbH has been able to use its policy of continuous improvements to eliminate the use of ODSs listed in the following documents.

1. Annex A, B and list of transitional substances of the Montreal Protocol and the London Amendments respectively
2. Class I and II ozone depleting substances in the Clean Air Act Amendments of 1990 by the Environmental Protection Agency (EPA) in the USA
3. Council Decision 88/540/EEC and 91/690/EEC Annex A, B and C (transitional substances) respectively.

Vishay Semiconductor GmbH can certify that our semiconductors are not manufactured with ozone depleting substances and do not contain such substances.

We reserve the right to make changes to improve technical design and may do so without further notice.

Parameters can vary in different applications. All operating parameters must be validated for each customer application by the customer. Should the buyer use Vishay Semiconductors products for any unintended or unauthorized application, the buyer shall indemnify Vishay Semiconductors against all claims, costs, damages, and expenses, arising out of, directly or indirectly, any claim of personal damage, injury or death associated with such unintended or unauthorized use.

Vishay Semiconductor GmbH, P.O.B. 3535, D-74025 Heilbronn, Germany



Disclaimer

All product specifications and data are subject to change without notice.

Vishay Intertechnology, Inc., its affiliates, agents, and employees, and all persons acting on its or their behalf (collectively, "Vishay"), disclaim any and all liability for any errors, inaccuracies or incompleteness contained herein or in any other disclosure relating to any product.

Vishay disclaims any and all liability arising out of the use or application of any product described herein or of any information provided herein to the maximum extent permitted by law. The product specifications do not expand or otherwise modify Vishay's terms and conditions of purchase, including but not limited to the warranty expressed therein, which apply to these products.

No license, express or implied, by estoppel or otherwise, to any intellectual property rights is granted by this document or by any conduct of Vishay.

The products shown herein are not designed for use in medical, life-saving, or life-sustaining applications unless otherwise expressly indicated. Customers using or selling Vishay products not expressly indicated for use in such applications do so entirely at their own risk and agree to fully indemnify Vishay for any damages arising or resulting from such use or sale. Please contact authorized Vishay personnel to obtain written terms and conditions regarding products designed for such applications.

Product names and markings noted herein may be trademarks of their respective owners.

Mouser Electronics

Authorized Distributor



Click to View Pricing, Inventory, Delivery & Lifecycle Information:

Vishay:

[BZG04-10TR](#) [BZG04-10TR3](#) [BZG04-100TR](#) [BZG04-100TR3](#) [BZG04-11TR](#) [BZG04-11TR3](#) [BZG04-110TR](#) [BZG04-110TR3](#) [BZG04-12TR](#) [BZG04-12TR3](#) [BZG04-120TR](#) [BZG04-120TR3](#) [BZG04-13TR](#) [BZG04-13TR3](#) [BZG04-130TR](#) [BZG04-130TR3](#) [BZG04-15TR](#) [BZG04-15TR3](#) [BZG04-150TR](#) [BZG04-150TR3](#) [BZG04-16TR](#) [BZG04-16TR3](#) [BZG04-160TR](#) [BZG04-160TR3](#) [BZG04-18TR](#) [BZG04-18TR3](#) [BZG04-180TR](#) [BZG04-180TR3](#) [BZG04-20TR](#) [BZG04-20TR3](#) [BZG04-200TR](#) [BZG04-200TR3](#) [BZG04-22TR](#) [BZG04-22TR3](#) [BZG04-220TR](#) [BZG04-220TR3](#) [BZG04-24TR](#) [BZG04-24TR3](#) [BZG04-27TR](#) [BZG04-27TR3](#) [BZG04-30TR](#) [BZG04-30TR3](#) [BZG04-33TR](#) [BZG04-33TR3](#) [BZG04-36TR](#) [BZG04-36TR3](#) [BZG04-39TR](#) [BZG04-39TR3](#) [BZG04-43TR](#) [BZG04-43TR3](#) [BZG04-47TR](#) [BZG04-47TR3](#) [BZG04-51TR](#) [BZG04-51TR3](#) [BZG04-56TR](#) [BZG04-56TR3](#) [BZG04-62TR](#) [BZG04-62TR3](#) [BZG04-68TR](#) [BZG04-68TR3](#) [BZG04-75TR](#) [BZG04-75TR3](#) [BZG04-8V2TR](#) [BZG04-8V2TR3](#) [BZG04-82TR](#) [BZG04-82TR3](#) [BZG04-9V1TR](#) [BZG04-9V1TR3](#) [BZG04-91TR](#) [BZG04-91TR3](#)

Looking for pricing, stock, or lifecycle information?

Click below to explore more details on WIN SOURCE:

-  [View BZG04-82TR on WIN SOURCE](#)
-  [Vishay Information](#)

Optimize Your Supply Chain with WIN SOURCE Solutions

-  Global Sourcing Solution
-  Obsolete Management
-  Cost Control Management
-  Shortage Management
-  Alternative Solution
-  Excess Inventory Management