



THE DATASHEET OF BR608



BR600 - BR610

PRV : 50 - 1000 Volts

Io : 6.0 Amperes

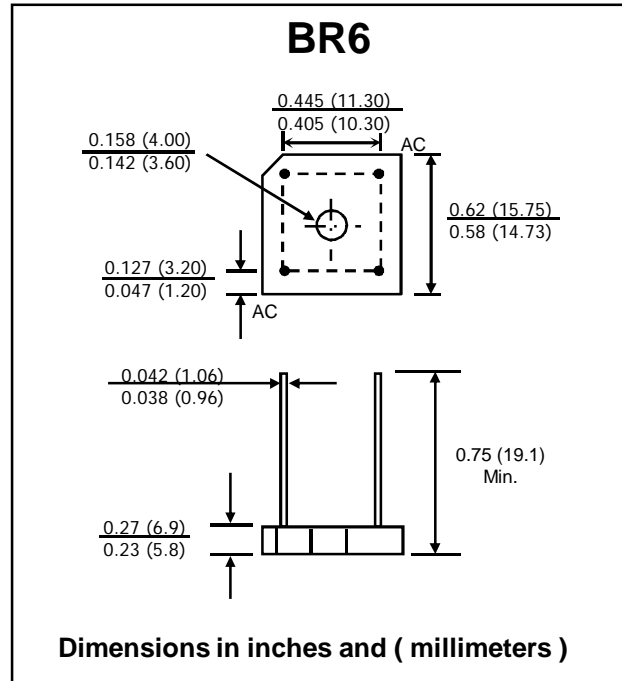
FEATURES :

- * High current capability
- * High surge current capability
- * High reliability
- * Low reverse current
- * Low forward voltage drop
- * Ideal for printed circuit board
- * Rated isolation-voltage 2000 V_{AC}
- * Pb / RoHS Free

MECHANICAL DATA :

- * Case : Reliable low cost construction utilizing molded plastic technique
- * Epoxy : UL94V-0 rate flame retardant
- * Lead : Axial lead solderable per MIL - STD 202 , Method 208 guaranteed
- * Polarity : Polarity symbols marked on case
- * Mounting position : Any
- * Weight : 3.6 grams

SILICON BRIDGE RECTIFIERS



MAXIMUM RATINGS AND ELECTRICAL CHARACTERISTICS

Rating at 25 °C ambient temperature unless otherwise specified.

Single phase, half wave, 60 Hz, resistive or inductive load.

For capacitive load, derate current by 20%.

RATING	SYMBOL	BR600	BR601	BR602	BR604	BR606	BR608	BR610	UNIT
Maximum Recurrent Peak Reverse Voltage	V _{RRM}	50	100	200	400	600	800	1000	V
Maximum RMS Voltage	V _{RMS}	35	70	140	280	420	560	700	V
Maximum DC Blocking Voltage	V _{DC}	50	100	200	400	600	800	1000	V
Maximum Average Forward Current T _c =50°C	I _{F(AV)}	6.0							A
Peak Forward Surge Current, Single half sine wave Superimposed on rated load (JEDEC Method)	I _{FSM}	200							A
Current Squared Time at t < 8.3 ms.	I ² t	64							A ² S
Maximum Forward Voltage per Diode at I _F =3 A.	V _F	1.0							V
Maximum DC Reverse Current at Rated DC Blocking Voltage	T _a = 25 °C I _R	10							μA
	T _a = 100 °C I _{R(H)}	200							μA
Typical Thermal Resistance (Note 1)	R _{θJC}	8.0							°C/W
Operating Junction Temperature Range	T _J	- 40 to + 150							°C
Storage Temperature Range	T _{STG}	- 40 to + 150							°C

Note : (1) Thermal Resistance from junction to case with units mounted on a 2.6" x 1.4" x 0.06" THK (6.5cm.x 3.5cm.x 0.15cm.) Al. Plate. Heatsink.



RATING AND CHARACTERISTIC CURVES (BR600 - BR610)

FIG.1 - DERATING CURVE FOR OUTPUT RECTIFIED CURRENT

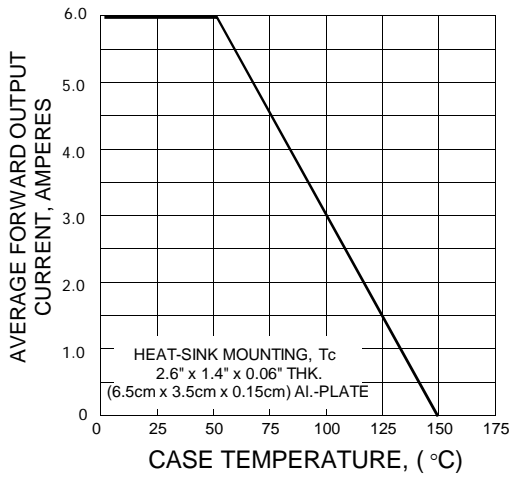


FIG.2 - MAXIMUM NON-REPETITIVE PEAK FORWARD SURGE CURRENT

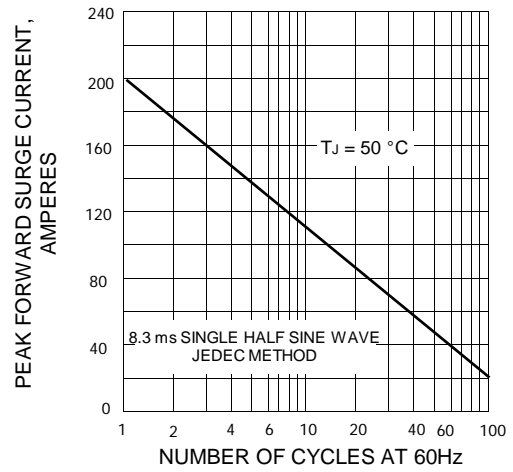


FIG.3 - TYPICAL FORWARD CHARACTERISTICS PER DIODE

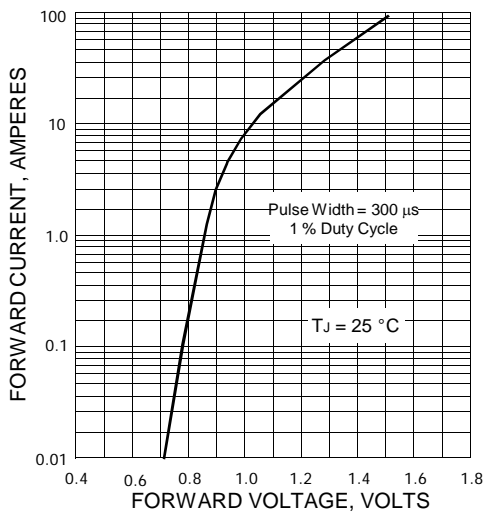
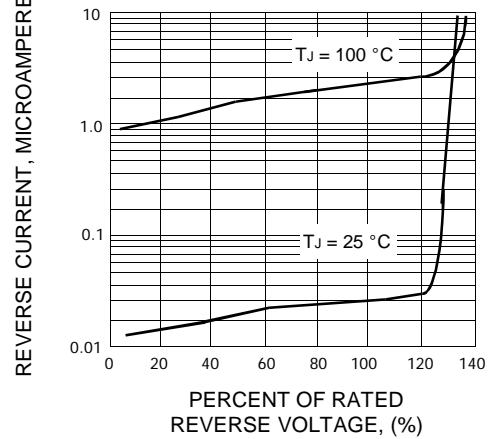




FIG.4 - TYPICAL REVERSE CHARACTERISTICS PER DIODE



Looking for pricing, stock, or lifecycle information?

Click below to explore more details on WIN SOURCE:

-  [View BR608](#) on WIN SOURCE
-  [EIC discrete Semiconductors](#) Information

Optimize Your Supply Chain with WIN SOURCE Solutions

-  Global Sourcing Solution
-  Obsolete Management
-  Cost Control Management
-  Shortage Management
-  Alternative Solution
-  Excess Inventory Management