


BD Series

Standard Profile DIP Switches



Specifications

Switch Function	SPST - 1 through 12 position available (except 11 position)
Contact Rating	Carry: 100 mA @ 50 V DC max. Switch: 100 mA max. @ 5 V DC or 25 mA max. @ 25 V DC
Mechanical	
Mechanical and Electrical Life	10,000 make-and-break cycles at full load, each circuit.
Contact Resistance	Below 50 milliohms typ. initial @ 2-4 V DC, 100mA.
Insulation Resistance	10 ⁹ ohms min.
Dielectric Strength	500 V RMS min. @ sea level between adjacent terminals.

Mechanical Specifications

Mechanical and Electrical Life	10,000 make-and-break cycles at full load, each circuit.
Contact Resistance	Below 50 milliohms typ. initial @ 2-4 V DC, 100mA.
Insulation Resistance	10 ⁹ ohms min.
Dielectric Strength	500 V RMS min. @ sea level between adjacent terminals.

Description

With an extended actuator for easy actuation and an open bottom construction that allows for solder washing without the need for a tape seal, BD series standard profile DIP switches are used by designers for function controlling, logic switching in computers and peripherals and industrial control address switches.

Features & Benefits

- Traditional full profile DIP switch
- Extended actuator for easy actuation
- Open bottom construction allows for solder washing without the need for tape seal
- RoHS compliant

Applications

- Address switch for industrial controls
- Logic switching for computers and peripherals
- Function controlling for numerous applications

Materials

Case & Cover	Glass filled polyester (PBT), flame retardant (UL 94V-0)
Actuator	Glass filled nylon 6/6, flame retardant, heat stabilized (UL 94V-0)
Contacts	Gold over nickel over phosphor bronze.
Terminals	Matte-tin over nickel over phosphor bronze.

Note: Specifications and materials listed above are for switches with standard options. For information on specific and custom switches, consult Customer Service Center.

Environmental Specifications

Storage Temperature	-40°C to 85°C
Operating Temperature	
Capacitance	5pF max. Between adjacent terminals.
Shock	Withstand 20g 11 ms sawtooth waveform with no contact opening greater than 10 microseconds.

Process

Vibration	No contact opening greater than 10 microseconds and no contact closure when exposed to vibration .06 in DA or 5g, whichever is less, from 10 to 55 Hz, and 10g from 55 to 500 Hz.
Solderability	Per MIL-STD-202F method 208D, or EIA RS-186E method 9 (1 hour steam aging).
Packaging	Switches supplied in rigid dispensing tubes in full-tube quantities only; this may effect order quantity. Number of switches per tube varies with model. Switch position 1 denotes pin number 1. All switch actuators in 'OFF' position, standard.

BD Series

Standard Profile DIP Switches



Ordering Number

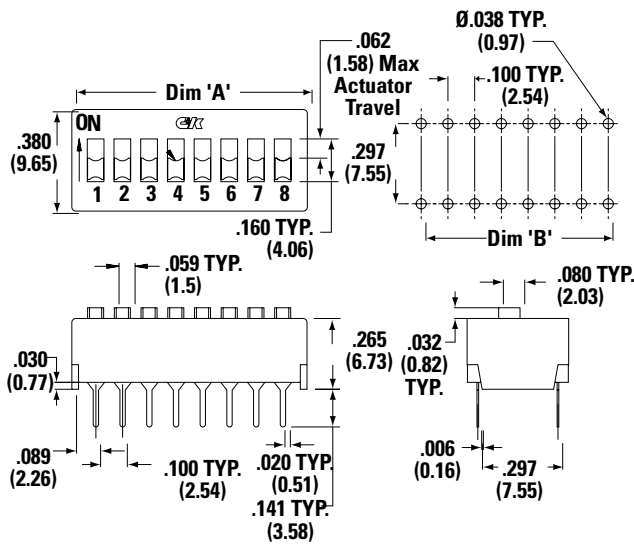
Our easy build-a-switch concept allows you to mix and match options to create the switch you need. To order, select desired option from each category and place it in the appropriate box.

BD - xx - xx

<p>Number of Positions _____</p> <p>01: (for terminations NONE model only)</p> <p>02-10, 12</p>	<p>Termination _____</p> <p>None: Vertical, PC thru-hole</p> <p>AV: Right angle, PC thru-hole</p>
--	--

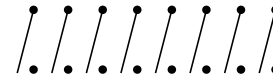
Vertical Full Profile DIP

BD08



ROHS Part #	No. Pos.	DIM 'A'	DIM 'B'	Quantity per Tube
BD01	1	0.180 (4.57)	N/A	115
BD02	2	0.280 (7.11)	0.100 (2.54)	74
BD03	3	0.380 (9.65)	0.200 (5.08)	54
BD04	4	0.480 (12.19)	0.300 (7.62)	43
BD05	5	0.580 (14.73)	0.400 (10.16)	35
BD06	6	0.680 (17.27)	0.500 (12.75)	30
BD07	7	0.780 (19.81)	0.600 (15.24)	26
BD08	8	0.880 (22.35)	0.700 (17.78)	23
BD09	9	0.980 (24.89)	0.800 (20.32)	21
BD10	10	1.080 (27.43)	0.900 (22.86)	19
BD12	12	1.280 (32.51)	1.100 (27.94)	16

Schematic SPST



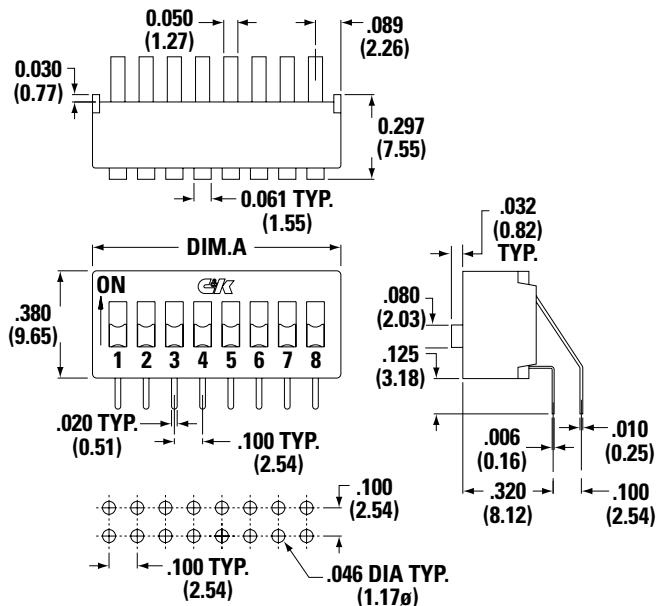
BD Series

Standard Profile DIP Switches



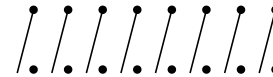
Open Base and AV Right Angle Terminal Style

BD08AV



ROHS Part #	No. Pos.	DIM 'A'	Quantity per Tube
BD02AV	2	0.280 (7.11)	72
BD03AV	3	0.380 (9.65)	52
BD04AV	4	0.480 (12.19)	42
BD05AV	5	0.580 (14.73)	35
BD06AV	6	0.680 (17.27)	29
BD07AV	7	0.780 (19.81)	26
BD08AV	8	0.880 (22.35)	23
BD09AV	9	0.980 (24.89)	20
BD10AV	10	1.080 (27.43)	18
BD12AV	12	1.280 (32.51)	15

Schematic SPST



Installation Soldering and Cleaning



All BD Series Standard Profile DIP Switches can be hand soldered or machine soldered without the use of boot, caps, tapes or special attention. Open base washable models have unique design, allowing solvent cleaners and water/detergent solutions to flush and clean the electrical contacts of the contaminants and fluxes. For best results, follow these directions:

- Address switch for industrial controls
- Logic switching for computers and peripherals
- Wave soldering recommended at 500° F (260°C) solder temperature.
- Hand solder using 30 watt small tip iron controlled at 500° F (260°C), 10 seconds max./terminal.
- Open base washable models: Clean flux using forced rinse, high agitation or triple bath cleaning method. DO NOT mask or cover switch in any way during cleaning. Switch is designed for easy solvent flush out.
- All switch actuators must be in 'OFF' position during soldering and cleaning processes.

Disclaimer Notice - Information furnished is believed to be accurate and reliable. However, users should independently evaluate the suitability of and test each product selected for their own applications. Littelfuse products are not designed for, and may not be used in, all applications. Read complete Disclaimer Notice at <http://www.littelfuse.com/disclaimer-electronics>.

Looking for pricing, stock, or lifecycle information?

Click below to explore more details on WIN SOURCE:

-  [View BD10AV on WIN SOURCE](#)
-  [C&K Components Information](#)

Optimize Your Supply Chain with WIN SOURCE Solutions

-  Global Sourcing Solution
-  Obsolete Management
-  Cost Control Management
-  Shortage Management
-  Alternative Solution
-  Excess Inventory Management