



# THE DATASHEET OF BAT48ZFILM



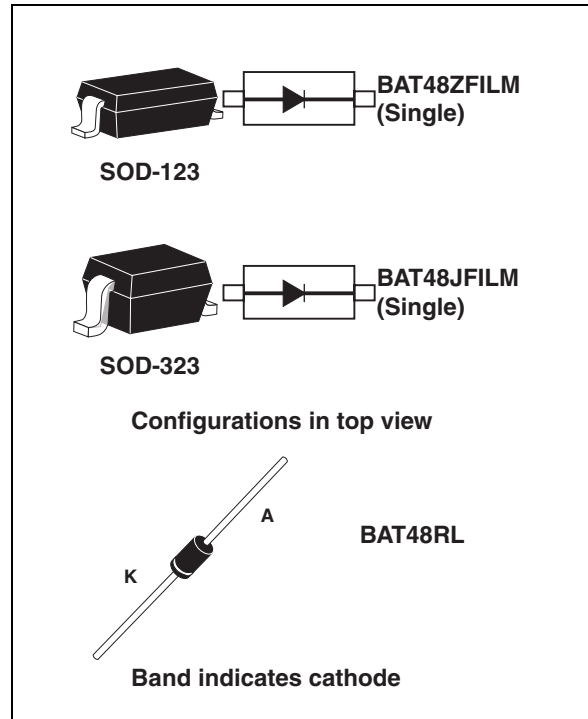
## Small signal Schottky diode

### Features

- Low leakage current losses
- Negligible switching losses
- Low forward and reverse recovery times
- Extremely fast switching
- Surface mount device
- Low capacitance diode

### Description

The BAT48 series uses 40 V Schottky barrier diodes packaged in SOD-123, SOD-323 or DO-35. This series is general purpose and features very low turn-on voltage and fast switching.



**Table 1. Device summary**

Symbol	Value
$I_F$	350 mA
$V_{RRM}$	40 V
C (typ)	18 pF
$T_j$ (max)	150 °C

# 1 Characteristics

**Table 2. Absolute ratings (limiting values at  $T_j = 25\text{ °C}$ , unless otherwise specified)**

Symbol	Parameter		Value	Unit	
$V_{RRM}$	Repetitive peak reverse voltage		40	V	
$I_F$	Continuous forward current		350	mA	
$I_{FSM}$	Surge non repetitive forward current	$t_p = 10\text{ ms}$ sinusoidal	SOD-123, SOD-323	2	A
			DO-35	7.5	
$T_{stg}$	Storage temperature range		-65 to +150	°C	
$T_j$	Maximum operating junction temperature range		SOD-123, SOD-323	-40 to +150	°C
			DO-35	-40 to +125	
$T_L$	Maximum temperature for soldering during 10 s		SOD-123, SOD-323	260	°C
			DO-35 at 4 mm from case	230	

**Table 3. Thermal parameters**

Symbol	Parameter		Value	Unit	
$R_{th(j-a)}$	Junction to ambient <sup>(1)</sup>		SOD-123	500	°C/W
			SOD-323	550	
$R_{th(j-l)}$	Junction to lead <sup>(2)</sup>		DO-35	300	°C/W

1. Epoxy printed circuit board with recommended pad layout
2. On infinite heatsink with 4 mm lead length

**Table 4. Static electrical characteristics**

Symbol	Parameter	Test conditions		Min.	Typ.	Max.	Unit
$V_{BR}$	Breakdown reverse voltage	$T_j = 25\text{ °C}$	$I_r = 25\text{ }\mu\text{A}$	40			V
$I_R^{(1)}$	Reverse leakage current	$T_j = 25\text{ °C}$	$V_R = 1.5\text{ V}$			1	$\mu\text{A}$
			$V_R = 10\text{ V}$			2	
			$V_R = 20\text{ V}$			5	
			$V_R = 40\text{ V}$			25	
		$T_j = 60\text{ °C}$	$V_R = 1.5\text{ V}$			10	
			$V_R = 10\text{ V}$			15	
			$V_R = 20\text{ V}$			25	
			$V_R = 40\text{ V}$			50	
$V_F^{(2)}$	Forward voltage drop	$T_j = 25\text{ °C}$	$I_F = 0.1\text{ mA}$			0.25	V
			$I_F = 1\text{ mA}$			0.3	
			$I_F = 10\text{ mA}$			0.4	
			$I_F = 50\text{ mA}$			0.5	
			$I_F = 200\text{ mA}$			0.75	
			$I_F = 500\text{ mA}$			0.9	

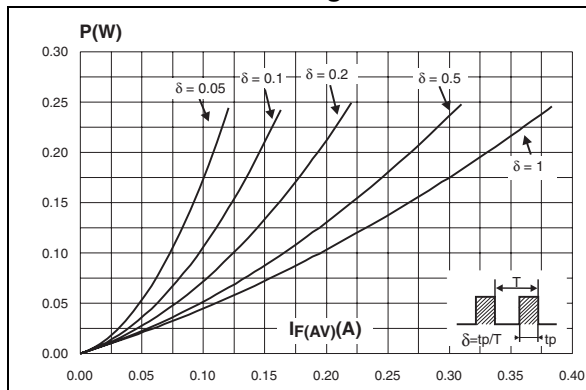
1. Pulse test:  $t_p = 5\text{ ms}$ ,  $\delta < 2\%$

2. Pulse test:  $t_p = 380\text{ }\mu\text{s}$ ,  $\delta < 2\%$

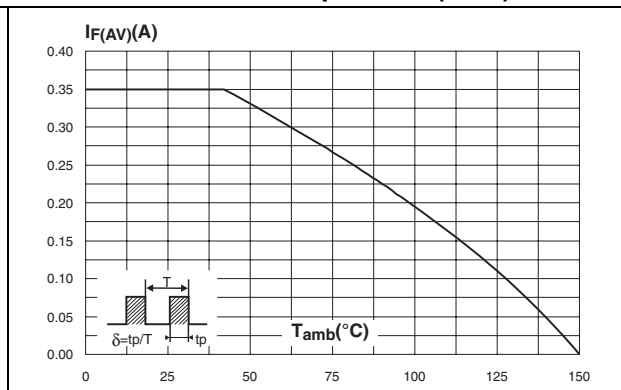
**Table 5. Dynamic characteristics**

Symbol	Parameter	Test conditions	Min.	Typ.	Max.	Unit
C	Diode capacitance	$V_R = 0\text{ V}$ , $F = 1\text{ MHz}$		30		pF
		$V_R = 1\text{ V}$ , $F = 1\text{ MHz}$		18		

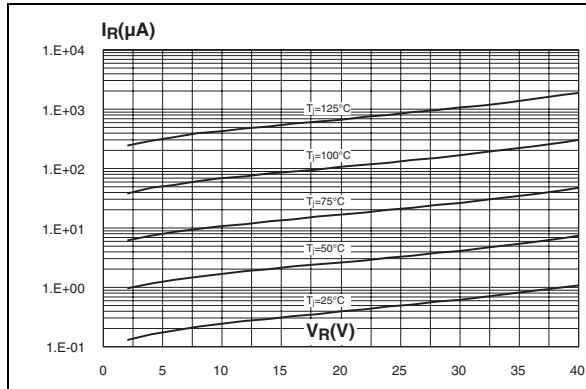
**Figure 1. Average forward power dissipation versus average forward current**



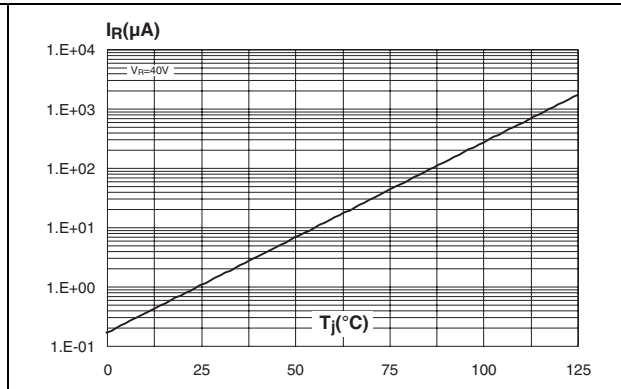
**Figure 2. Average forward current versus ambient temperature ( $\delta = 1$ )**



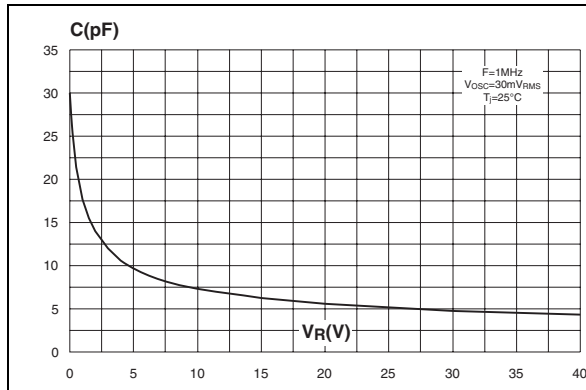
**Figure 3. Reverse leakage current versus reverse applied voltage (typical values)**



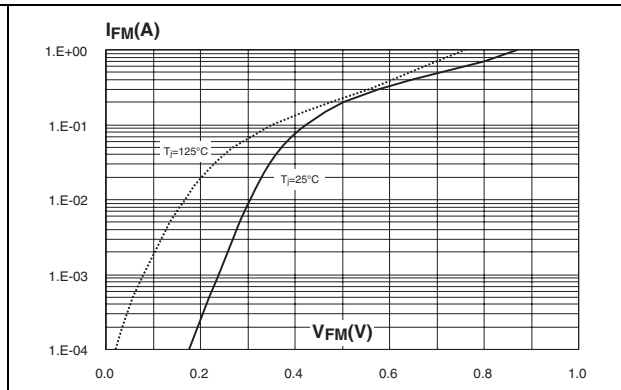
**Figure 4. Reverse leakage current versus junction temperature (typical values)**



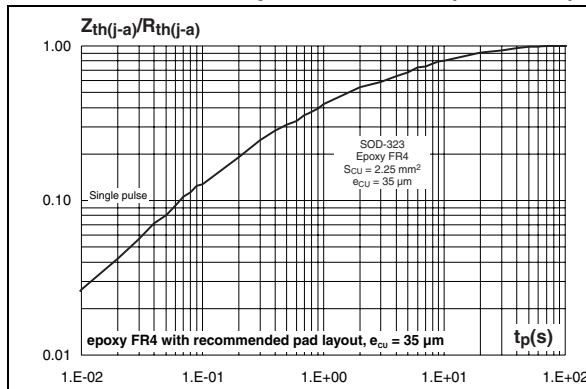
**Figure 5. Junction capacitance versus reverse applied voltage (typical values)**



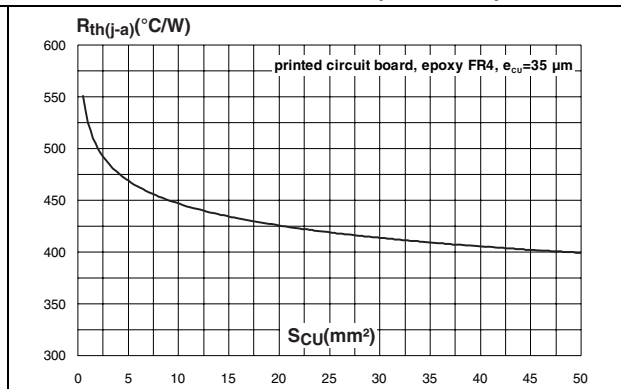
**Figure 6. Forward voltage drop versus forward current (typical values)**



**Figure 7. Relative variation of thermal impedance junction to ambient versus pulse duration (SOD-323)**



**Figure 8. Thermal resistance junction to ambient versus copper surface under each lead (SOD-323)**



## 2 Package information

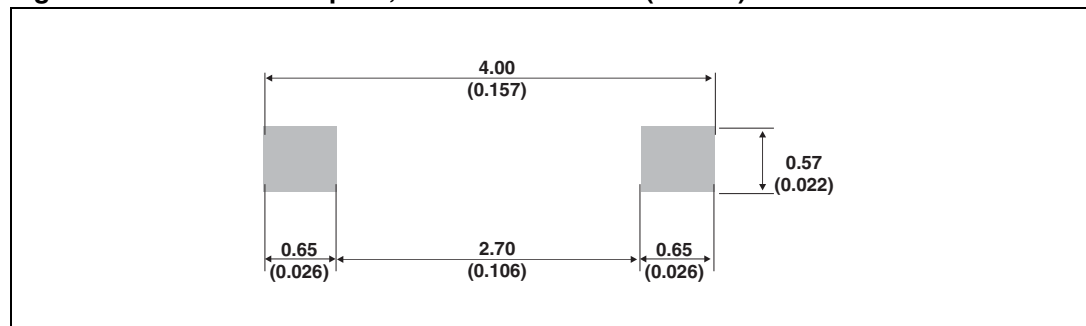
- Epoxy meets UL94,V0
- Lead-free packages

In order to meet environmental requirements, ST offers these devices in different grades of ECOPACK® packages, depending on their level of environmental compliance. ECOPACK® specifications, grade definitions and product status are available at: [www.st.com](http://www.st.com). ECOPACK® is an ST trademark.

**Table 6. SOD-123 dimensions**

Ref.	Dimensions			
	Millimeters		Inches	
	Min.	Max.	Min.	Max.
A		1.45		0.057
A1	0	0.1	0	0.004
A2	0.85	1.35	0.033	0.053
b	0.55 Typ.		0.022 Typ.	
c	0.15 Typ.		0.039 Typ.	
D	2.55	2.85	0.1	0.112
E	1.4	1.7	0.055	0.067
G	0.25		0.01	
H	3.55	3.75	0.14	0.148

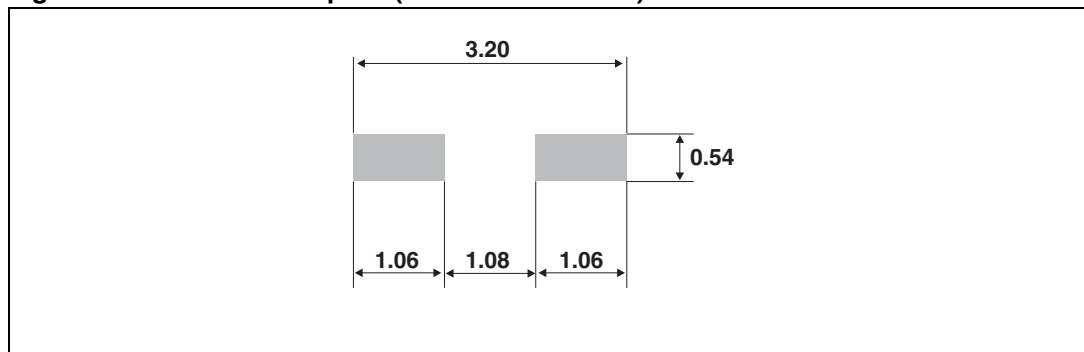
**Figure 9. SOD-123 footprint, dimensions in mm (inches)**



**Table 7. SOD-323 dimensions**

	Dimensions				
	Ref.	Millimeters		Inches	
		Min.	Max.	Min.	Max.
	A		1.17		0.046
A1	0	0.1	0	0.004	
b	0.25	0.44	0.01	0.017	
c	0.1	0.25	0.004	0.01	
D	1.52	1.8	0.06	0.071	
E	1.11	1.45	0.044	0.057	
H	2.3	2.7	0.09	0.106	
L	0.1	0.46	0.004	0.02	
Q1	0.1	0.41	0.004	0.016	

**Figure 10. SOD-323 footprint (dimensions in mm)**



**Table 8. DO-35 dimensions**

	Dimensions				
	Ref.	Millimeters		Inches	
		Min.	Max.	Min.	Max.
	A	3.05	4.50	0.120	0.177
B	1.53	2.00	0.060	0.079	
C	12.7		0.500		
D	0.458	0.558	0.018	0.022	

### 3 Ordering information

**Table 9. Ordering information**

Order code	Marking	Package	Weight	Base qty	Delivery mode
BAT48ZFILM	Z48	SOD-123 Single	10 mg	3000	Tape and reel
BAT48JFILM	48	SOD-323 Single	5 mg	3000	Tape and reel
BAT48RL	BAT48	DO-35	15 mg	4000	Tape and reel

### 4 Revision history

**Table 10. Document revision history**

Date	Revision	Changes
08-Aug-2006	1	Initial release.
07-Jul-2011	2	Updated package information for SOD-123. Added DO-35 package.

**Please Read Carefully:**

Information in this document is provided solely in connection with ST products. STMicroelectronics NV and its subsidiaries ("ST") reserve the right to make changes, corrections, modifications or improvements, to this document, and the products and services described herein at any time, without notice.

All ST products are sold pursuant to ST's terms and conditions of sale.

Purchasers are solely responsible for the choice, selection and use of the ST products and services described herein, and ST assumes no liability whatsoever relating to the choice, selection or use of the ST products and services described herein.

No license, express or implied, by estoppel or otherwise, to any intellectual property rights is granted under this document. If any part of this document refers to any third party products or services it shall not be deemed a license grant by ST for the use of such third party products or services, or any intellectual property contained therein or considered as a warranty covering the use in any manner whatsoever of such third party products or services or any intellectual property contained therein.

**UNLESS OTHERWISE SET FORTH IN ST'S TERMS AND CONDITIONS OF SALE ST DISCLAIMS ANY EXPRESS OR IMPLIED WARRANTY WITH RESPECT TO THE USE AND/OR SALE OF ST PRODUCTS INCLUDING WITHOUT LIMITATION IMPLIED WARRANTIES OF MERCHANTABILITY, FITNESS FOR A PARTICULAR PURPOSE (AND THEIR EQUIVALENTS UNDER THE LAWS OF ANY JURISDICTION), OR INFRINGEMENT OF ANY PATENT, COPYRIGHT OR OTHER INTELLECTUAL PROPERTY RIGHT.**

**UNLESS EXPRESSLY APPROVED IN WRITING BY AN AUTHORIZED ST REPRESENTATIVE, ST PRODUCTS ARE NOT RECOMMENDED, AUTHORIZED OR WARRANTED FOR USE IN MILITARY, AIR CRAFT, SPACE, LIFE SAVING, OR LIFE SUSTAINING APPLICATIONS, NOR IN PRODUCTS OR SYSTEMS WHERE FAILURE OR MALFUNCTION MAY RESULT IN PERSONAL INJURY, DEATH, OR SEVERE PROPERTY OR ENVIRONMENTAL DAMAGE. ST PRODUCTS WHICH ARE NOT SPECIFIED AS "AUTOMOTIVE GRADE" MAY ONLY BE USED IN AUTOMOTIVE APPLICATIONS AT USER'S OWN RISK.**

Resale of ST products with provisions different from the statements and/or technical features set forth in this document shall immediately void any warranty granted by ST for the ST product or service described herein and shall not create or extend in any manner whatsoever, any liability of ST.

ST and the ST logo are trademarks or registered trademarks of ST in various countries.

Information in this document supersedes and replaces all information previously supplied.

The ST logo is a registered trademark of STMicroelectronics. All other names are the property of their respective owners.

© 2011 STMicroelectronics - All rights reserved

STMicroelectronics group of companies

Australia - Belgium - Brazil - Canada - China - Czech Republic - Finland - France - Germany - Hong Kong - India - Israel - Italy - Japan - Malaysia - Malta - Morocco - Philippines - Singapore - Spain - Sweden - Switzerland - United Kingdom - United States of America

[www.st.com](http://www.st.com)

## Looking for pricing, stock, or lifecycle information?

Click below to explore more details on WIN SOURCE:

- ⊖ [View BAT48ZFILM on WIN SOURCE](#)
- ⊖ [STMicroelectronics Information](#)

## Optimize Your Supply Chain with WIN SOURCE Solutions

- ✓ Global Sourcing Solution
- ✓ Obsolete Management
- ✓ Cost Control Management
- ✓ Shortage Management
- ✓ Alternative Solution
- ✓ Excess Inventory Management