



THE DATASHEET OF
09030006104



DIN-Signal high current m, 30A solder




Image is for illustration purposes only. Please refer to product description.

Part number	09 03 000 6104
Specification	DIN-Signal high current m, 30A solder
HARTING eCatalogue	https://b2b.harting.com/09030006104

Identification

Category	Contacts
Series	DIN 41612 har-modular®
Type of contact	PCB solder contact
Description of the contact	Angled
Contacts for	DIN 41612 Type M DIN 41612 Type MH 21+5 DIN 41612 Bauform M 0+2 har-modular® M module, male, angled
Features	lead-free

Version

Gender	Male contact for male connectors
Connection type	Motherboard to daughtercard Mezzanine Extender card PCB to cable
Manufacturing process	Turned contacts

Technical characteristics

Rated current	≤30 A
Insertion force	≤10 N
Withdrawal force	≥1.6 N
Performance level	1



Pushing Performance
Since 1945

Technical characteristics

Mating cycles	≥500
---------------	------

Material properties

Material (contacts)	Copper alloy
Surface (contacts)	Noble metal over Ni Mating side
RoHS	compliant with exemption
RoHS exemptions	6(c): Copper alloy containing up to 4 % lead by weight
ELV status	compliant with exemption
China RoHS	50
REACH Annex XVII substances	Not contained
REACH ANNEX XIV substances	Not contained
REACH SVHC substances	Yes
REACH SVHC substances	Lead
ECHA SCIP number	ecef7555-f643-4ceb-a337-fc54762297f1
California Proposition 65 substances	Yes
California Proposition 65 substances	Lead Nickel

Specifications and approvals

Specifications	DIN 41626
----------------	-----------

Commercial data

Packaging size	30
Net weight	3 g
Country of origin	Germany
European customs tariff number	85366990
GTIN	5713140003835
ETIM	EC000796
eCl@ss	27440204 Contact for industrial connectors



Pushing Performance
Since 1945

Current carrying capacity

The current carrying capacity of the connectors is limited by the thermal load capability of the contact element material including the connections and the insulating parts. The derating curve is therefore valid for currents which flow constantly (non-intermittent) through each contact element of the connector evenly, without exceeding the allowed maximum temperature.

Measuring and testing techniques acc. to IEC 60512-5-2







Looking for pricing, stock, or lifecycle information?

Click below to explore more details on WIN SOURCE:

 [View 09030006104](#) on WIN SOURCE

 [HARTING](#) Information

Optimize Your Supply Chain with WIN SOURCE Solutions

-  Global Sourcing Solution
-  Obsolete Management
-  Cost Control Management
-  Shortage Management
-  Alternative Solution
-  Excess Inventory Management