




THE DATASHEET OF
7818





.250 (6.4) "STURDI-MOUNT" PC QUICK-FIT HEADERS

AVAILABLE IN BRASS OR STEEL TABS

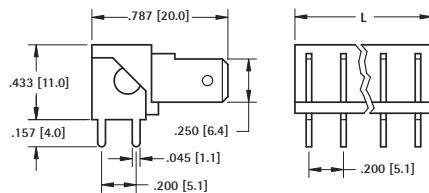


- Ideal for rugged multi-insertion applications
- Pre-assembled header reduces PC assembly costs
- Increases PC board retention strength
- Keeps terminals perpendicular
- Maintains position for wave soldering

SPECIFICATIONS

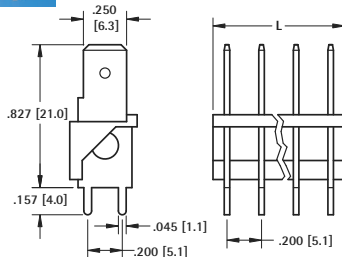
- Material:** .032 (.80) Brass or Steel, Tin Plated
- Insulator:** Thermoplastic, UL Rated 94V-0
- Current Rating:** 15 Amps @ 500V AC
- Temperature Rating:** -58°F to +292°F (-50°C to +145°C)

HORIZONTAL



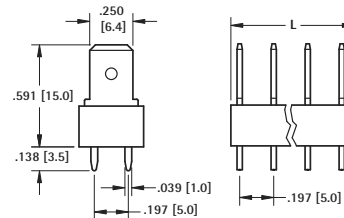

BRASS TABS CAT. NO.	STEEL TABS CAT. NO.	NO. OF TABS	L DIM.
7802	7822	2	.362 (8.2)
7803	7823	3	.562 (14.3)
7804	7824	4	.762 (19.4)
7805	7825	5	.962 (24.4)
7806	7826	6	1.162 (29.5)

VERTICAL



BRASS TABS CAT. NO.	STEEL TABS CAT. NO.	NO. OF TABS	L DIM.
7812	7832	2	.362 (8.2)
7813	7833	3	.562 (14.3)
7814	7834	4	.762 (19.4)
7815	7835	5	.962 (24.4)
7816	7836	6	1.162 (29.5)

LOW PROFILE



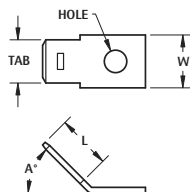
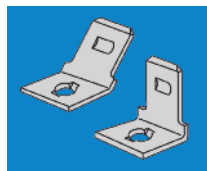
BRASS TABS CAT. NO.	STEEL TABS CAT. NO.	NO. OF TABS	L DIM.
7817	7827	2	.320 (8.1)
7818	7828	3	.517 (13.1)
7819	7829	4	.713 (18.1)
7820	7830	5	.910 (23.1)
7821	7831	6	1.107 (28.1)

RIVET MOUNT QUICK-FIT TERMINALS

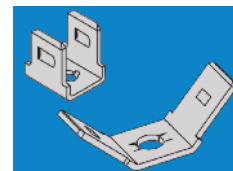
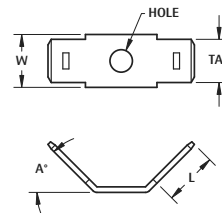


- UL recognized bright brass Quick-Fit terminals
- Rivet mount male tab versions meet NEMA 2-E201546 & UL 310 specifications
- Designed for repeated mating cycles
- For tabs 0.110 (2.8mm) to 0.250 (6.4mm)

.110 (2.8) - .187 (4.8) - .250 (6.4) TABS



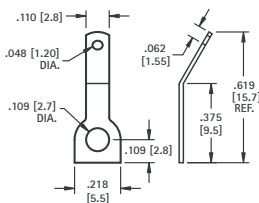
.110 (2.8) - .187 (4.8) - .250 (6.4) TABS



BRIGHT BRASS							MATTE TIN			
A = 45° CAT. NO.	A = 90° CAT. NO.	TAB SIZE	MAT'L THICK	L TAB	W WIDTH	HOLE DIA.	A = 45° CAT. NO.	A = 90° CAT. NO.		
2004	2002	.110 (2.8)	.020 (.51)	.283 (7.2)	.180 (4.6)	.096 (2.4)	1233	1220		
1271	1261	.187 (4.8)	.020 (.51)	.250 (6.4)	.250 (6.4)	.100 (2.5)	1234	1221		
1280	1256	.250 (6.4)	.032 (.81)	.312 (7.9)	.306 (7.8)	.130 (3.3)	1235	1222		

BRIGHT BRASS							MATTE TIN			
A = 45° CAT. NO.	A = 90° CAT. NO.	TAB SIZE	MAT'L THICK	L TAB	W WIDTH	HOLE DIA.	A = 45° CAT. NO.	A = 90° CAT. NO.		
2005	2003	.110 (2.8)	.020 (.51)	.283 (7.2)	.180 (4.6)	.096 (2.4)	1240	1227		
1263	1262	.187 (4.8)	.020 (.51)	.250 (6.4)	.250 (6.4)	.100 (2.5)	1241	1228		
1258	1257	.250 (6.4)	.032 (.81)	.312 (7.9)	.306 (7.8)	.130 (3.3)	1242	1229		

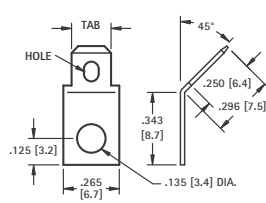
.110 (2.8) TAB



MATERIAL: .020 (.51) Brass, Tin Plate

CAT. NO.	ANGLE
1269	0°
1270	30°

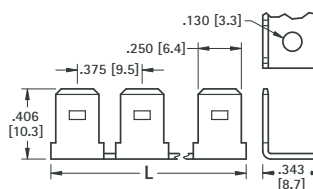
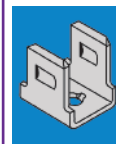
.187 (4.8) - .205 (6.4) TABS



45° TAB MATERIAL: .020 (.51) Brass, Tin Plate

CAT. NO.	TAB	HOLE
4005	.205 (5.2)	.132 (3.4) x .070 (1.78) Slot
4095	.187 (4.7)	.078 (1.98) Dia. Hole

MULTIPLE .250 (6.4) TAB



MATERIAL: .032 (.81) Bright Brass



CAT. NO.	PAIRS	L	TAB SIZE
1005	2	.687 (17.4)	.250 (6.4)
1006	3	1.062 (27.0)	
1007	4	1.441 (36.6)	
1008	5	1.820 (46.2)	

QUICK-FIT TERMINALS



Looking for pricing, stock, or lifecycle information?

Click below to explore more details on WIN SOURCE:

-  [View 7818 on WIN SOURCE](#)
-  [Keystone Electronics Information](#)

Optimize Your Supply Chain with WIN SOURCE Solutions

-  Global Sourcing Solution
-  Obsolete Management
-  Cost Control Management
-  Shortage Management
-  Alternative Solution
-  Excess Inventory Management