



**THE DATASHEET OF
67WR50KLF**




Model 67



Cermet Trimming Potentiometer

Features:

- 3/8" square
- Multiturn
- Sealed to be compatible with aqueous PCB cleaning process
- Highly reliable
- Long life



Applications:

- Any application requiring adjustability or calibration
- Medical
- Consumer electronics

Electrical

| | |
|-------------------------------|--|
| Standard resistance range | 10 Ohms to 2 Megohms |
| Standard resistance tolerance | ±10% (<100 Ohms = ±20%) |
| Input voltage | 200 Vdc max. or rms not to exceed power rating |
| Slider current | 100 mA max. or within rated power, whichever is less |
| Power rating | 0.5 Watts at 85°C derating to 0 at 125°C |
| End resistance | 2 Ohms max |
| Actual electrical travel | 20 turns nominal |
| Dielectric strength | 900 Vrms |
| Insulation resistance | 1,000 Megohms minimum |
| Resolution | Essentially infinite |
| Contact resistance variation | 1% or 1 Ohm max., whichever is greater |

Environmental

| | |
|-----------------------------|--|
| Seal | 85°C Fluorinert® (No Leaks) |
| Temperature coefficient | ±100 ppm/°C (<100 Ohms = ±250 ppm/°C) |
| Operating temperature range | -55°C to +125°C |
| Thermal shock | Five cycles -55°C to +125°C (1% ΔRT, 1% ΔVR) |
| Moisture resistance | Ten 24 hour cycles (1% ΔRT, IR 1,000 Megohms min.) |
| Shock | 6 ms saw-tooth, 100 G's (1% ΔRT, 1% ΔVR) |
| Vibration | 20 G's, 10 to 2,000 Hz (1% ΔRT, 1% ΔVR) |
| High temperature exposure | 250 hours at 125°C (2% ΔRT, 2% ΔVR) |
| Rotational life | 200 cycles (3% ΔRT) |
| Load life | 1,000 hours at 70°C & 0.5 Watts (2% ΔRT) |
| Resistance to solder heat | 260°C for 10 sec. (1% ΔRT) |

General Note
TT Electronics reserves the right to make changes in product specification without notice or liability. All information is subject to TT Electronics' own data and is considered accurate at time of going to print.

TT Electronics | BI Technologies
Circulo de la Amistad #102 PIMSA IV Mexicali B.C. Mexico C.P 21210
Ph: + 1 (714) 447-2345
www.ttelectronics.com/bi-technologies

Model 67



Cermet Trimming Potentiometer

Mechanical

| | |
|------------------|------------------------------|
| Mechanical stops | Clutch action, both ends |
| Torque, starting | 5 oz.-in. max. (0.035 N-m) |
| Weight | 0.04 oz. nominal (1.1 grams) |

Packaging

Standard (no code): Boxes. Capacity = 100 units for 67W. 50 units for all other pin styles.

Option (TR code, available for 67W & 67X only): Tape & Reel. All units oriented with #1 pin to the right of the direction of feed.

| | | |
|------|---|-----------------------------|
| Tape | Width = | 18 mm |
| | Sprocket = | Single hole, 0.050" spacing |
| | Capacity = | 1,000 units |
| | Seat plane to centerline of sprocket hole = | 0.71" (18 mm) |
| Reel | Diameter = | 14" (363 mm) |

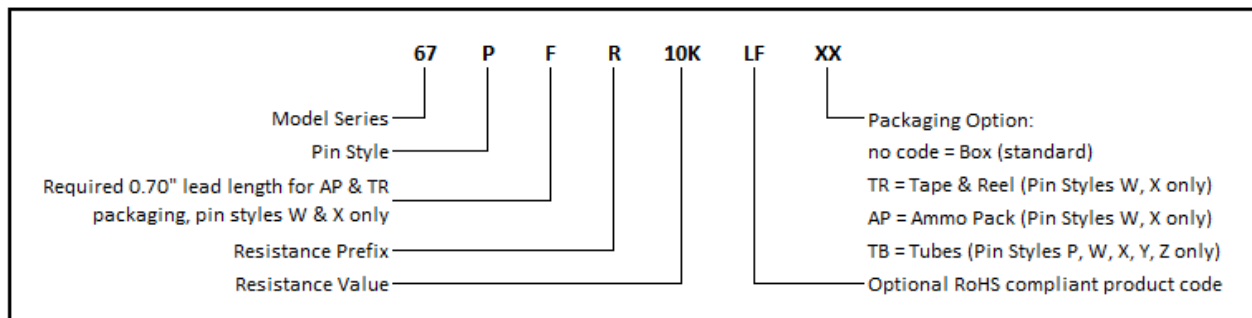
Option (AP code, available for 67W & 67X only): Ammo Pack. All units oriented with #1 pin to the right of the direction of feed.

| | | |
|------|-------------|--|
| Ammo | Tape fold = | 12" (305 mm) |
| | Box = | 1.8" x 13" x 10" (46 mm x 330 mm x 254 mm) |

Option (TB code): Tubes. All units oriented with #1 pin to same side. Tube capacity = 25 units for 67X and 67Z. 50 units for all other pin styles

| | Pin Style | P | W,Y | X,Z |
|------------|-----------|-------|-------|-------|
| Dimensions | Width = | 0.57" | 0.28" | 0.28" |
| | Height = | 0.66" | 0.93" | 0.93" |
| | Length = | 20.9" | 20.6" | 13.0" |

Ordering Information



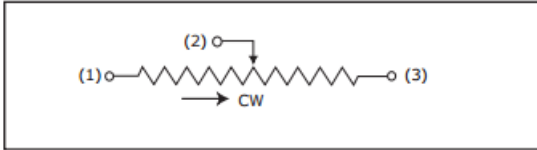
General Note
 TT Electronics reserves the right to make changes in product specification without notice or liability. All information is subject to TT Electronics' own data and is considered accurate at time of going to print.

TT Electronics | BI Technologies
 Circulo de la Amistad #102 PIMSA IV Mexicali B.C. Mexico C.P 21210
 Ph: + 1 (714) 447-2345
 www.ttelectronics.com/bi-technologies

Model 67

Cermet Trimming Potentiometer

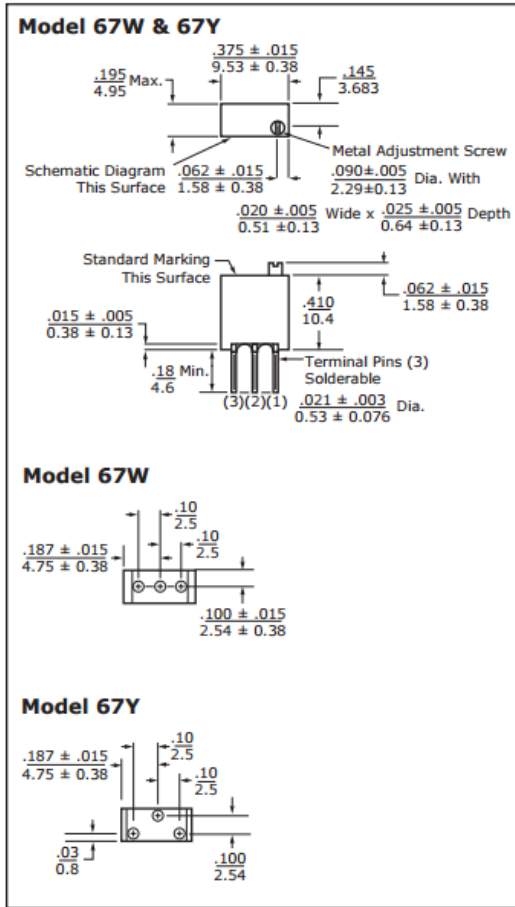
Circuit Diagram



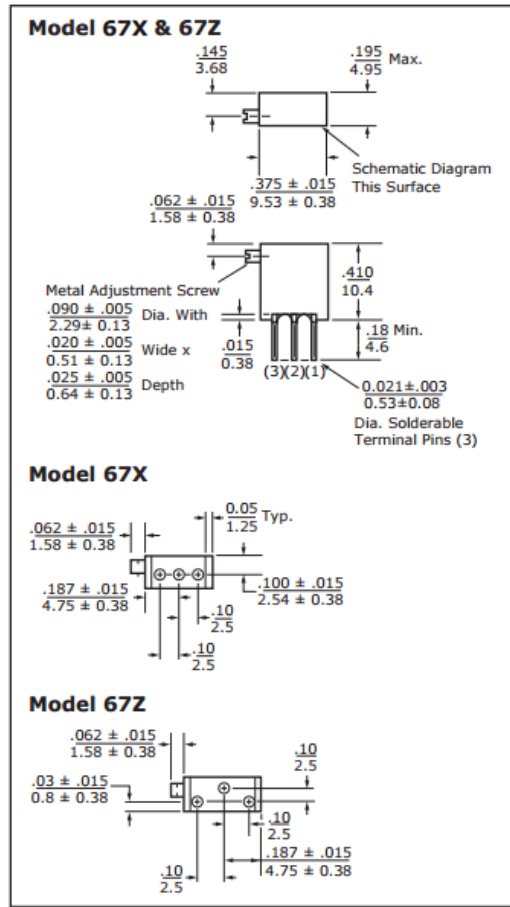
Standard Resistance Values

| | | | | |
|-----|-----|-----|------|------|
| 10 | 200 | 5K | 50K | 500K |
| 20 | 500 | 10K | 100K | 1Meg |
| 50 | 1K | 20K | 200K | 2Meg |
| 100 | 2K | 25K | 250K | |

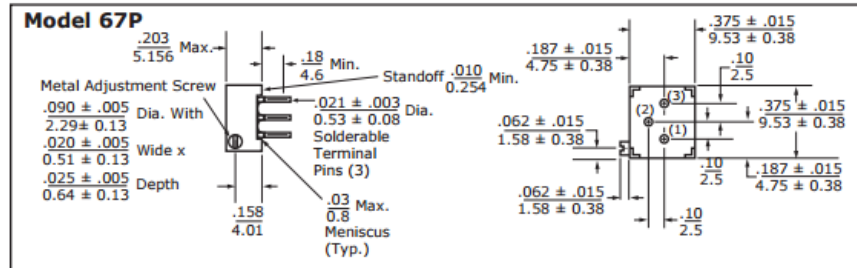
Top Adjustment



Side Adjustment



Side Adjustment



General Note
 TT Electronics reserves the right to make changes in product specification without notice or liability. All information is subject to TT Electronics' own data and is considered accurate at time of going to print.

TT Electronics | BI Technologies
 Circulo de la Amistad #102 PIMSA IV Mexicali B.C. Mexico C.P 21210
 Ph: +1 (714) 447-2345
www.ttelectronics.com/bi-technologies

Looking for pricing, stock, or lifecycle information?

Click below to explore more details on WIN SOURCE:

 [View 67WR50KLF](#) on WIN SOURCE

 [TT Electronics](#) Information

Optimize Your Supply Chain with WIN SOURCE Solutions

-  Global Sourcing Solution
-  Obsolete Management
-  Cost Control Management
-  Shortage Management
-  Alternative Solution
-  Excess Inventory Management