




THE DATASHEET OF
5988410207CF



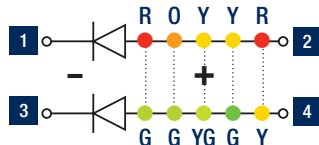
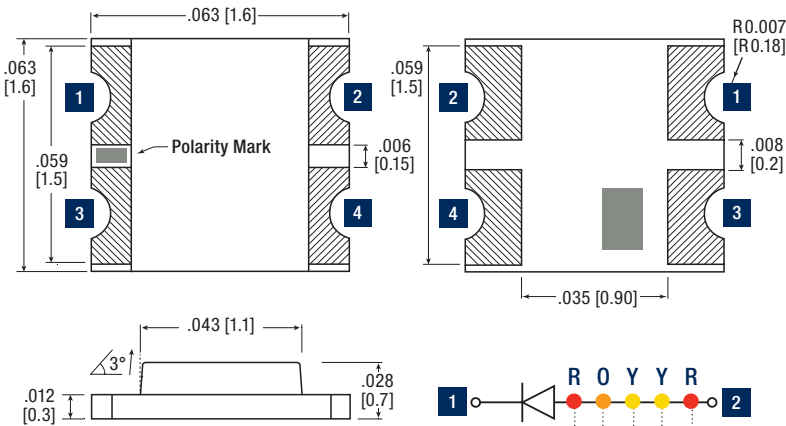


Dimensions

inches [mm]

Tolerance ± 0.2 mm unless otherwise noted

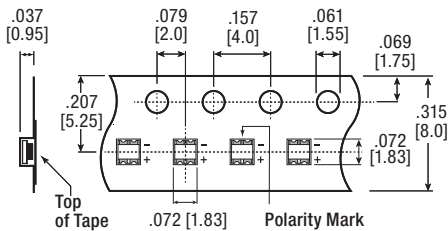
Package



Tape

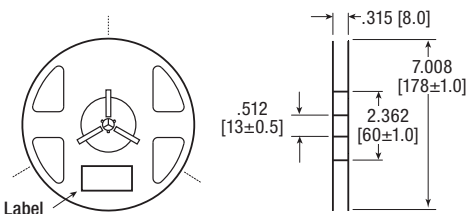
Tolerance ± 0.1 mm unless otherwise noted

Feed Direction →



Reel

Tolerance ± 0.1 mm unless otherwise noted



Certifications & Ratings

- RoHS compliant

Features & Benefits

- Compatible with automatic placement equipment
- Packaged in 8 mm tape, 7" reel (4000 pcs/reel) and 20 per strip
- Meets EIA-481-1 pkg. std.

Part Number Guide

5 9 8 - 8 4 X X - 2 0 X C F

RoHS Compliant

Color

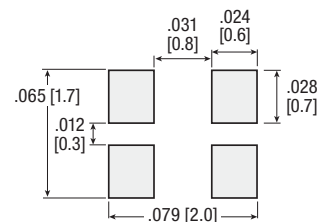
- Red
- Green
- Orange
- Green
- Yellow
- Yellow-Green
- Yellow
- Green
- Yellow
- Red

1	0
3	0
4	0
5	0
6	0

Packaging Option

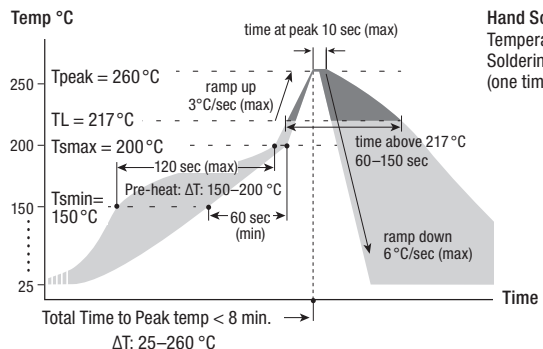
- 2 20 pieces on tape
- 7 7" reel 4000 pcs/reel

Soldering



↑
Direction of Light Emission

Reflow Profile



Hand Soldering
Temperature: 300 °C max.
Soldering time: 3 sec max.
(one time only)



Electrical/Optical Characteristics

Dialight P/N		Emitted Color	Material	Lens Color	Luminous Intensity			Dominant Wavelength			Forward Voltage			Viewing Angle (°deg.)	Thermal Resistance (°C/W) Rth(j-s) If=20 ma	Reverse Current Intensity (µA) (Ir)VR=5V	
20-Piece Tape	7" Reel, 4000 pcs				If = 20 ma												
					Min	Typ	Max	Min	Typ	Max	Min	Typ	Max				
598-8410-202CF	598-8410-207CF	Red	AllnGaP	Non-Diffused	35	65	100	625	633	640	1.8	2.1	2.4	140	450	10	
		Green			18	59	80	565	570	575	1.8	2.1	2.4				
598-8430-202CF	598-8430-207CF	Orange			70	135	200	600	605	610	1.8	2.1	2.4				
		Green			18	59	100	565	570	575	1.8	2.1	2.4				
598-8440-202CF	598-8440-207CF	Yellow			70	135	200	585	590	595	1.8	2.1	2.4				
		Yellow-Green			18	59	100	565	570	575	1.8	2.1	2.4				
598-8450-202CF	598-8450-207CF	Yellow			InGaN	70	135	200	585	590	595	1.8	2.1				2.4
		Green				260	580	900	515	523	530	2.7	3.0				3.4
598-8460-202CF	598-8460-207CF	Yellow			AllnGaP	90	145	200	585	590	595	1.8	2.1				2.4
		Red				30	60	90	625	633	640	1.8	2.1				2.4

Absolute Maximum Ratings @ Ts=25°C

Power Dissipation (mW)	R	Y	72	O	Y	48	Y	48
	G	R	72	G	YG	48	G	68
Forward Current (mA)	R	Y	30	all others 20				
	G	R						
Reverse Voltage (V)	5							
Operating Temp (°C)	-40 to +100							
Storage Temp (°C)	-40 to +100							
Peak Pulse Fw Current (mA)	60							
Electrostatic Discharge (HBM) (V)	R	Y	2000	all others 1000				
	G	R						
Junction Temp (°C)	105							

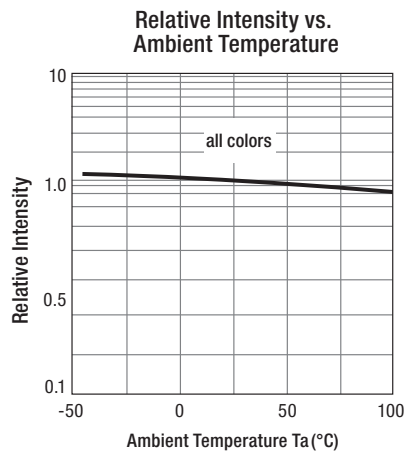
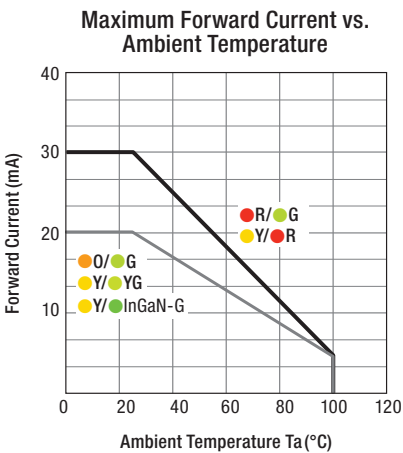
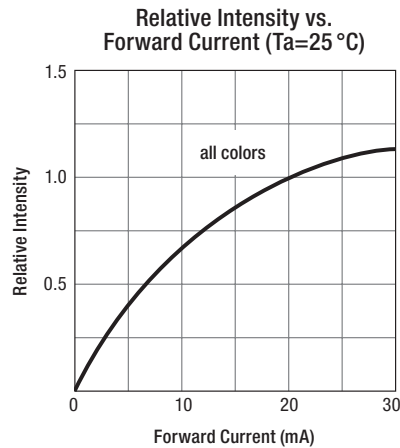
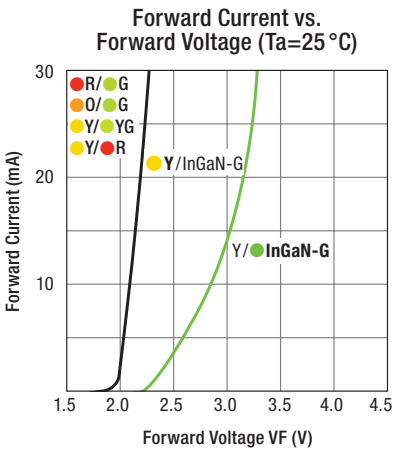
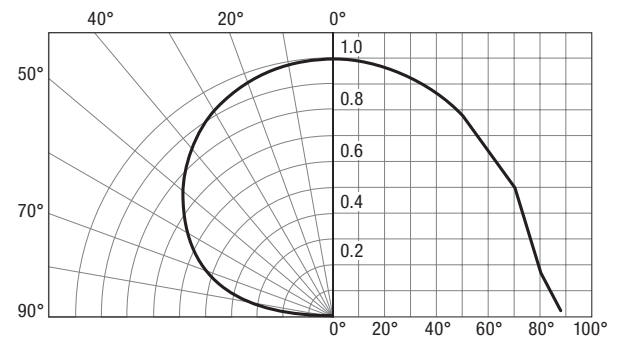


Diagram Characteristics of Radiation



Dialight reserves the right to make changes at any time in order to supply the best product possible. The most current version of this document will always be available at: www.dialightsignalsandcomponents.com

Warranty Statement: Except for the warranty expressly provided for [herein/above/below], Dialight disclaims any and all other warranties, express or implied, including, without limitation, any warranties of merchantability, fitness for a particular purpose, title, and noninfringement.

Looking for pricing, stock, or lifecycle information?

Click below to explore more details on WIN SOURCE:

 [View 5988410207CF](#) on WIN SOURCE

 [Dialight](#) Information

Optimize Your Supply Chain with WIN SOURCE Solutions

-  Global Sourcing Solution
-  Obsolete Management
-  Cost Control Management
-  Shortage Management
-  Alternative Solution
-  Excess Inventory Management