

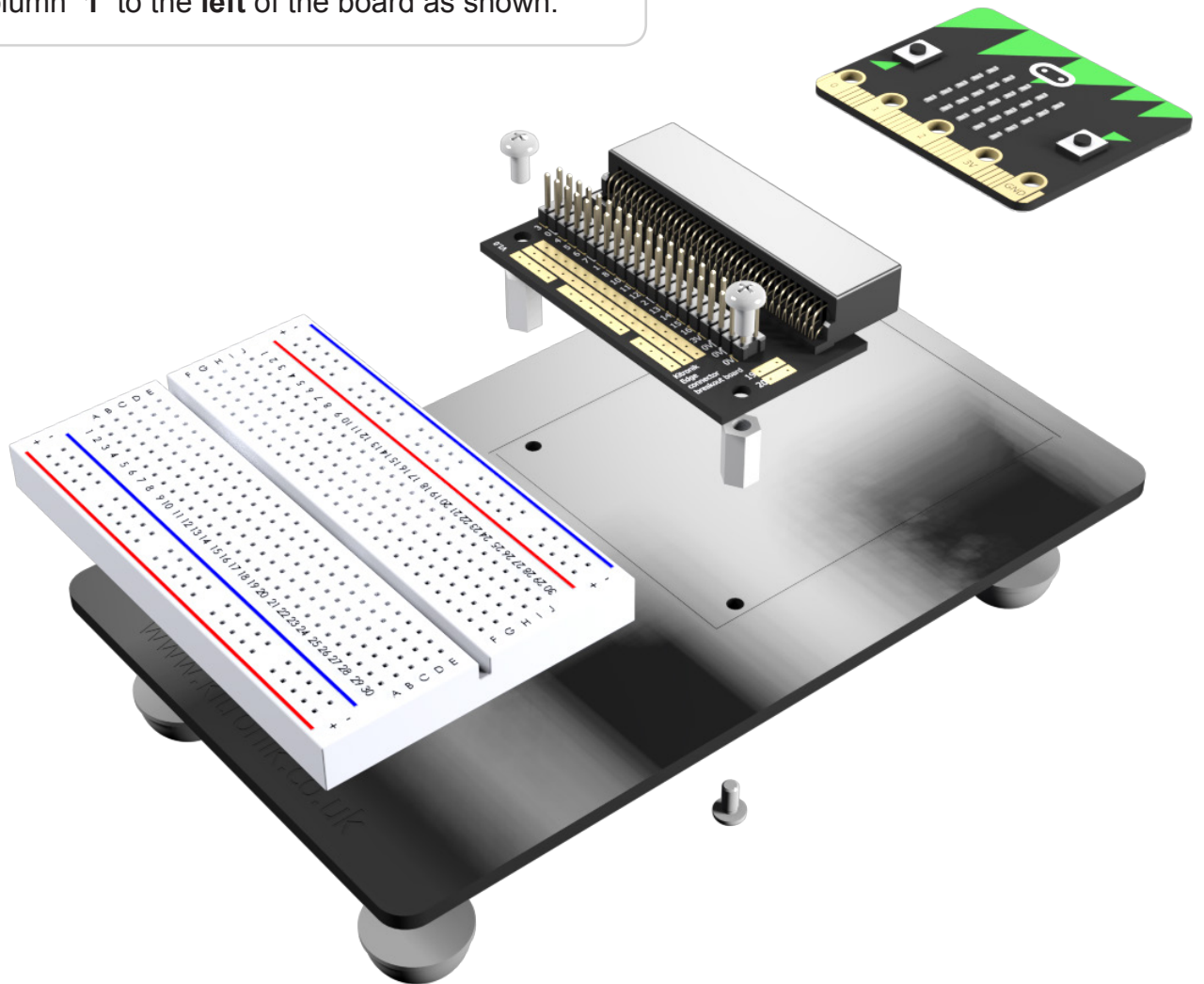


THE DATASHEET OF
5609



ASSEMBLING THE PROTOTYPING PLATE

Make sure that your breadboard is fitted with column '1' to the **left** of the board as shown.



The breadboard and feet are self-adhesive.



A sticky pad is included for fixing a battery pack underneath the BBC micro:bit (**optional**).

PROTOTYPING ASSEMBLY PARTS

PERSPEX MOUNTING PLATE	x1	PAN HEAD SCREW	x4
PLASTIC SPACERS (10MM)	x2	RUBBER FEET	x4
STICKY PAD FOR BATTERY PACK	x1	BREADBOARD	x1
EDGE CONNECTOR BREAKOUT BOARD FOR BBC micro:bit			x1

Looking for pricing, stock, or lifecycle information?

Click below to explore more details on WIN SOURCE:

-  [View 5609 on WIN SOURCE](#)
-  [Kitronik Ltd. Information](#)

Optimize Your Supply Chain with WIN SOURCE Solutions

-  Global Sourcing Solution
-  Obsolete Management
-  Cost Control Management
-  Shortage Management
-  Alternative Solution
-  Excess Inventory Management