





Made in the United States of America

# Auto Calibration Unit Operation and Maintenance



Figure 1. EMIT Auto Calibration Unit, Item 50610.

## Description

The EMIT 50610 Auto Calibration Unit instantly calibrates a CE Ionizer to NIST traceable specifications. By using the Auto Calibration Unit, one will minimize workstation down time because the ionizers will not have to be returned to the factory for calibration. The visual balance indicator displays the ionizer's balance level. The Auto Calibration Unit derives its power from the ionizer under test. This eliminates the need for batteries or power supplies. Just plug the 50610 into the ionizer and it is ready to use.

## Initial Set-Up

Ionizers are factory set at 18" above the bench. If your ionizer is other than 18" above the bench, please follow these set-up instructions.

- Ionizer is mounted in actual use location.
- Place Charged Plate Analyzer alongside the Auto Calibration Unit.
- With the Auto Calibration Unit plugged in, make slight offset adjustments on bottom right of ionizer. This adjustment compensates for the mounting height of the ionizer and geometry of the workstation.
- After initial calibration with Charged Plate Analyzer, the ionizer can be recalibrated with only the Auto Calibration Unit.

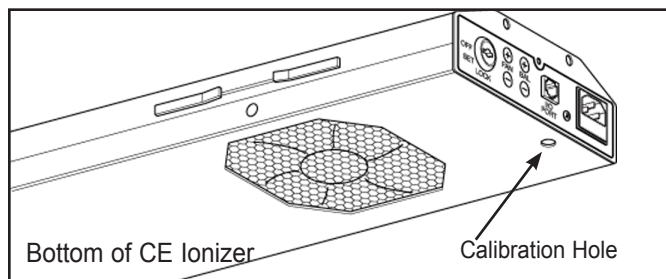


Figure 2. Initial set-up of CE Ionizer for calibration.

## Operation

- Place the Auto Calibration Unit under the ionizer and center.
- Switch on power to the ionizer.
- Connect one end of the patch cord into the 50610 and the other end to the ionizer that is labeled I/O port.
- Insert probe or tool to zero the 50610.
- The Auto Calibration Unit will automatically calibrate the ionizer back to balance. Leave the 50610 connected to the ionizer for 40-60 seconds to allow the ionizer to stabilize.
- Unplug the Calibration Unit and return the ionizer to service.

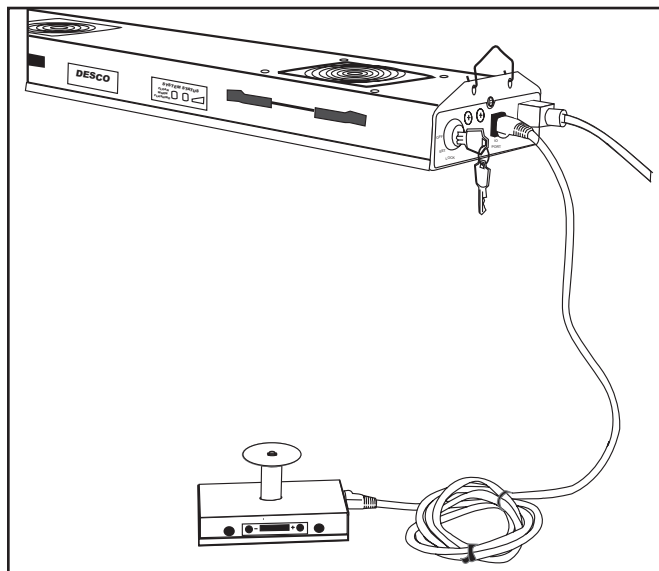


Figure 3. Operation of the Auto Calibration Unit.


## Limited Warranty, Warranty Exclusions, Limit of Liability and RMA Request Instructions

See EMIT's Warranty -

<http://emit.descoindustries.com/Warranty.aspx>

## Looking for pricing, stock, or lifecycle information?

Click below to explore more details on WIN SOURCE:

 [View 50610 on WIN SOURCE](#)

 [Desco Information](#)

## Optimize Your Supply Chain with WIN SOURCE Solutions

-  Global Sourcing Solution
-  Obsolete Management
-  Cost Control Management
-  Shortage Management
-  Alternative Solution
-  Excess Inventory Management